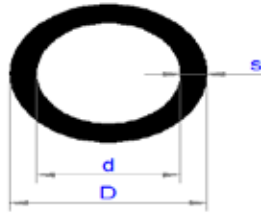


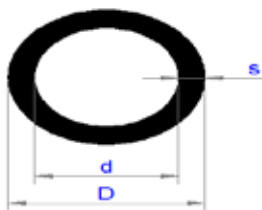
ROHRPROFILE



PROFIL NO	D	d2	S	Kg/mt
1000	36	32	2	0,579
1001	63	57	3	1,531
1002	45	41	2	0,732
1003	19	17	1	0,152
1004	19	16,2	1,4	0,210
1005	65	42	11,5	5,238
1006	42	37	2,5	0,840
1007	14	11,6	1,2	0,130
1008	22	19	1,3	0,225
1009	25	22	1,5	0,301
1010	25	15	5	0,851
1011	31	25	2,75	0,650
1012	40	37	1,5	0,490
1013	19	16,5	1,25	0,190
1014	32	30	1	0,263
1015	49	43	3	1,173
1016	42	40	1	0,349
1017	30	25	2,5	0,585
1018	16	6,5	6,5	0,526
1019	25	21,1	1,8	0,349
1020	40	32	4	1,226
1021	25	23	1	0,203
1022	22	20	1	0,179
1023	35	33,1	1	0,290
1024	35	29	3	0,817
1025	22	19,90	0,8	0,141
1026	24	22,2	0,9	0,177
1027	28	22,5	2,5	0,532
1028	50	45	2,6	1,054
1029	29	26,3	1,1	0,257
1030	20	16,8	1,5	0,233

PROFIL NO	D	d2	S	Kg/mt
1031	75,8	72,2	1,8	1,133
1032	30	26	2	0,477
1033	15,2	13	1,1	0,132
1034	18	8,5	4,75	0,536
1035	60	14	23	7,245
1036	30	24,5	2,75	0,638
1037	24	14	5	0,809
1038	60	52	4	1,907
1039	37,3	32,3	2,5	0,741
1040	32	14	9	1,762
1041	22	7	7,5	0,926
1042	40	36	2	0,647
1043	60	57,8	1,1	0,552
1044	100	97,4	1,3	1,092
1045	50	46	2	0,817
1046	50	45,2	2,4	0,973
1047	20	7	6,5	0,747
1048	40	38	1	0,332
1049	50	45	2,5	1,011
1050	16	12	2	0,238
1051	22	20,2	0,9	0,162
1052	25	17	4	0,715
1053	30	22	4	0,885
1054	50	46,4	1,8	0,740
1055	16	5	5,5	0,492
1056	30	24	3	0,690
1057	40	34	3	0,945
1058	120	114	3	2,989
1059	16	13	1,5	0,185
1060	16	8	4	0,409
1061	20	16	2	0,307

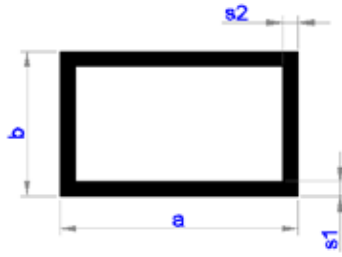
ROHRPROFILE



PROFIL NO	D	d2	S	Kg/mt
1062	55	50,3	2,4	1,076
1063	40	10	15,1	3,226
1064	80	76,7	1,65	1,101
1065	54	50,5	1,75	0,778
1066	50	44	3	1,197
1067	35	30	2,5	0,691
1068	35	31	2	0,564
1069	16	10	30	0,331
1070	49	45,8	1,6	0,648
1071	16	13,6	1,2	0,152
1072	93	88	2,5	1,926
1073	25	21	2	0,392
1074	50	45,9	1,8	0,729
1075	50	47	1,5	0,620
1076	50	40,5	4,75	1,832
1077	100	98,2	0,9	0,759
1078	30	27	1,5	0,364
1079	100	97	1,5	1,258
1080	35	32	1,5	0,428
1081	20	17	1,5	0,236
1082	30	16	7	1,371
1083	45	10	17,5	4,095
1084	30	25	2,25	0,520
1085	12	9	1,5	0,136
1086	50	47,3	1,5	0,528
1087	42	36	1,35	1,104
1088	54	50,5	3,05	0,664
1089	19	16,5	1	0,149
1090	25	22,6	1,2	0,244
1091	28	25,8	1,2	0,276
1092	60	57,2	1,4	0,696

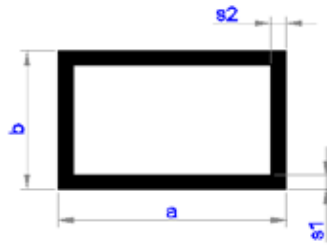
PROFIL NO	D	d2	S	Kg/mt
1093	38	36	1	0,314
1094	130	45	42,5	31,661
1095	12	4	4	0,271
1096	100	94	3	2,477
1097	43	21	11	2,997
1098	28	22	3	0,640
1099	16	14,3	0,85	0,111
1100	21,8	20	0,9	0,160
1101	19	19,2	0,9	0,141

ROHRPROFILE



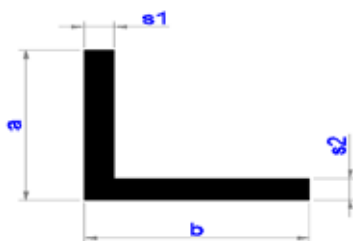
PROFİL NO	a	b	S1	S2	Kg/mt
1400	20	15	1,2	1,2	0,212
1401	25	17	1,2	1,2	0,257
1402	40	20	1,2	1,2	0,374
1403	50	40	1,2	1,2	0,570
1404	60	15	1,15	1,15	0,453
1405	50	20	1,5	1,5	0,545
1406	95	50	1,5	1,5	1,154
1407	40	25	2	2	0,661
1408	100	50	2	2	1,582
1409	80	40	1,3	1,3	0,827
1410	75	25	1,2	1,2	0,635
1411	67	28	1	1	0,504
1412	40	30	1,2	1,2	0,440
1413	71,5	50,5	2	2	1,280
1414	90	50,5	2	2	1,480
1415	105	50	3	3	2,422
1416	30	20	1,3	1,3	0,334
1417	120	60	2	2	1,908
1418	40	20	2	2	0,607
1419	80	40	1,5	1,5	0,951
1420	60	40	1,5	1,5	0,788
1421	80	30	1,5	1,5	0,870
1422	41	26	2,5	2,5	0,840
1423	75	32	1,8	1,8	1,008
1424	30	15	1	1	0,233
1425	50	50	1,3	1,3	0,686
1426	50	40	2	2	0,932
1427	75	32	1,2	1,2	0,680
1428	40	20	1	1	0,314
1429	30	15	1,15	1,15	0,266
1430	60	60	2,5	2	1,365
1431	80	60	2,5	2	1,582

SCHACHTELPROFILE



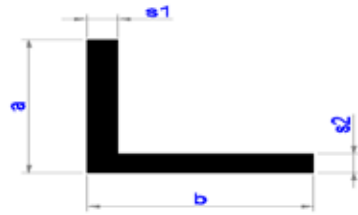
PROFIL NO	a	b	S1	S2	Kg/mt
1432	50	28	1,1	1,1	0,452
1433	15	15	1,2	1,2	0,180
1434	20	20	1,2	1,2	0,245
1435	25	25	1,2	1,2	0,309
1436	38	38	1,1	1,1	0,440
1437	40	40	1,1	1,1	0,464
1438	35	35	2	2	0,715
1439	45	45	1,5	1,5	0,707
1440	30	30	1,2	1,2	0,375
1441	55	53	2,1	2,1	1,181
1442	50	50	2,1	2,1	1,090
1443	80	80	1,5	1,5	1,276
1444	16,4	16,4	1,2	1,2	0,198
1445	60	60	1,5	1,5	0,951
1446	40	40	2	2	0,824
1447	40	40	1	1	0,423
1448	50	50	1	1	0,477
1449	100	100	2,5	2,5	2,642
1450	40	40	2,5	2,5	1,016
1451	40	40	3	3	1,203
1452	50	50	1,2	1,2	0,635
1453	60	40	1,2	1,2	0,637
1454	60	20	1,2	1,2	0,504
1455	80	20	1,2	1,2	0,634
1456	80	80	4	4	3,295
1457	70	70	2,5	2,5	1,797
1458	75	32	1	1	0,569
1459	80	16,8	1,4	1,4	0,766
1460	40	20	1,5	1,5	0,455
1461	40	20	2	2	0,598
1462	19,5	19,5	1,5	1,5	0,276
1463	16	16	1,5	1,5	0,230
1464	16	16	0,85	0,85	135

SCHACHTELPROFILE



PROFIL NO	a	b	S1	S2	Kg/mt
1300	15	10	1,2	1,2	0,077
1301	15	15	1,2	1,2	0,094
1302	20	20	1,2	1,2	0,126
1303	20	40	1,2	1,2	0,191
1304	20	60	1,2	1,2	0,256
1305	25	25	1,2	1,2	0,159
1306	15	30	1,2	1,2	0,142
1307	30	30	1,2	1,2	0,191
1308	40	40	2	2	0,423
1309	40	40	4	4	0,824
1310	50	50	4	4	1,041
1311	30	50	10	10	1,897
1312	10	10	1,2	1,2	0,061
1313	15	25	3	3	0,301
1314	25	25	3	3	0,382
1315	10	20	1	1	0,079
1316	30	30	2	2	0,314
1317	32	32	3	3	0,496
1318	25	25	2,5	2,5	0,322
1319	22,7	26,2	5,6	9,6	0,880
1320	20	60	1,5	1,5	0,319
1321	20	50	1,5	1,5	0,278
1322	15	40	1,5	1,5	0,217
1323	15	30	1,5	1,5	0,177
1324	15	25	1,5	1,5	0,157
1325	25	25	1,5	1,5	0,197
1326	20	50	1,1	1,1	0,205
1328	50	60	4	4	1,149
1329	50	80	4	4	1,366
1330	50	100	4	4	1,583
1331	10	30	3	3	0,301

ECKBANDPROFILE



PROFIL NO	a	b	S1	S2	Kg/mt
1332	50	150	4	4	2,125
1333	10	30	1,5	1,5	0,157
1334	15	15	2	2	0,152
1335	15	25	2	2	0,206
1336	17	17	1,2	1,2	0,107
1337	15	15	1,5	1,5	0,116
1338	18	25	2	2	0,222
1339	10	40	3	3	0,382
1340	21	21	1,3	1,3	0,143
1341	30	30	3	3	0,463
1342	20	20	2	2	0,206
1343	27	27	1	1	0,144
1344	30	30	1,5	1,5	0,238
1345	17	38	1,5	1,5	0,217
1346	10	30	4	4	0,390
1347	18	25	3	3	0,325
1348	60	60	1,5	1,5	0,482
1349	50	50	2	2	0,531
1350	10,6	43,2	1,4	1,4	0,198
1351	15	30	2	2	0,233
1352	40	40	1,2	1,2	0,260
1353	35	35	2	2	0,368
1354	50	50	3	3	0,788
1355	30	60	5	5	1,151
1356	40	60	5	5	1,285
1357	200	50	2,2	2,2	1,477
1358	50	50	5	5	1,287
1359	20	40	3	3	0,463
1360	40	40	4	4	1,040
1361	13	20	7	5	0,423
1362	40	60	6	6	1,528
1363	20	80	2	2	0,521

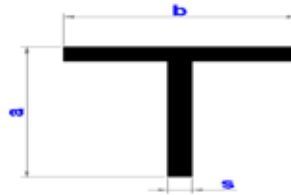
LAMA-PROFILE



PROFİL NO	a	b	Kg/mt
1500	22,4	13,3	0,807
1501	26	26	1,832
1502	20	12	0,651
1503	20	14	0,759
1504	24,5	24,5	1,627
1505	130	25	8,808
1506	24	24	1,561
1507	32	25	2,168
1508	40	43,1	3,803
1509	60	40	6,504
1510	50	5	0,678
1511	30	20	1,626
1512	53	8	1,149
1513	40	25	2,710
1514	30	10	0,813
1515	30	5	0,407
1516	25	3	0,203
1517	40	30	3,194
1518	30	4	0,325
1519	13	12	0,423
1520	13	8	0,282
1521	14	14	0,531
1522	30	8	0,648
1523	75	7	1,394
1524	100	7	1,869
1525	130	7	2,438
1526	160	7	3,007
1527	24,9	5,9	0,378
1528	49,9	5,9	0,778
1529	74,9	5,9	1,177
1530	20	6	0,304
1531	25	6	0,386
1532	30	6	0,467
1533	25	3	0,198
1534	62,5	6	0,995
1535	130	4,5	1,574
1536	70	4	0,749
1537	40	4	0,426
1538	16	16	0,688


PROFİL NO	a	b	Kg/mt
1539	20,5	5,2	0,289
1540	50	8	1,084
1541	22	5,5	0,328
1542	96	2	0,520
1543	81	8,2	1,800
1544	106,5	3,3	0,952
1545	20	8	0,434
1546	20	3	0,163
1547			
1548	20	5,2	0,282
1549	60	5	0,813
1550	70	8	1,518
1551	19,85	4,85	0,261
1552	10	5	0,136
1553	29	2,7	0,213
1554	18	4	0,195
1555	15	15	0,610
1556	5	5	0,068
1557	20	1,2	0,065
1558	50	3	0,407
1559	40	2	0,217
1560	25	2,5	0,169
1561	12	12	0,390
1562	30	1,2	0,098
1563	40	1,2	0,130
1564	20	5	0,271
1565	50	10	1,355

T-PROFILE



PROFİL NO	a	b	s	Kg/mt
1600	20	20	1,2	0,126
1601	25	25	1,2	0,159
1602	30	30	1,2	0,191
1603	35	30	2,5	0,423
1604	35	35	1,2	0,224
1605	40	40	1,5	0,319
1606	40	40	2	0,423
1607	40	35	3	0,585
1608	18	35	3	0,407
1609	35	30	2	0,341
1610	30	15	3	0,341
1611	100	100	4	2,125
1612	20,5	20,5	1,4	0,150
1613	35,5	30,5	3	0,512
1614	30	30	2	0,314
1615	30	30	3	0,463

RUNDSTANGEN



PROFIL NO	D	Kg/mt
1700	6	0,076
1701	3	0,019
1702	16	0,542
1703	10	0,213
1704	5	0,053
1705	8	0,136
1706	11	0,258
1707	12	0,306
1708	14	0,417
1709	18	0,69
1710	25	1,330
1711	30	1,916
1712	40	3,405
1713	63	8,448
1714	50	5,321
1715	61	7,92
1716	6,8	0,098
1717	50,2	5,364
1718	16,2	0,559
1719	30,2	1,941

PROFIL NO	D	Kg/mt
1720	20	0,851
1721	55	6,438



SECHSECKE

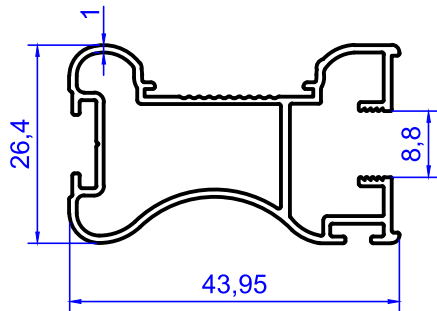
PROFİL NO	S	Kg/mt
1200	16,5	0,640
1201	22	1,136
1202	9	0,190



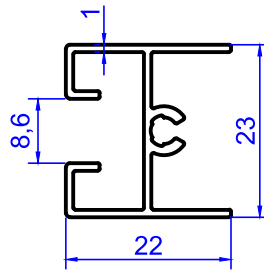
ACHTECKE

PROFİL NO	S	Kg/mt
1203	27	1,637
1204	32	2,299
1205	30	2,021
1206	18,3	0,752

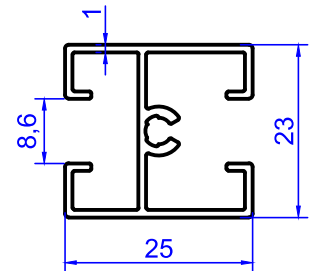
Möbel Profile



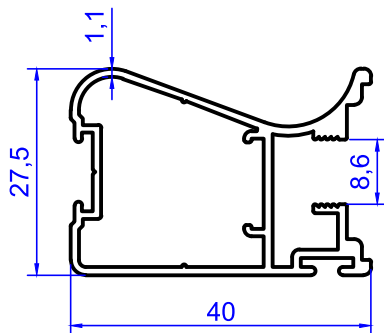
2000
0.491 kg/m



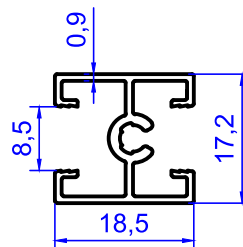
2001
0.263 kg/m



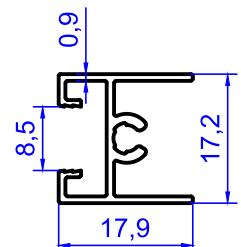
2002
0.317 kg/m



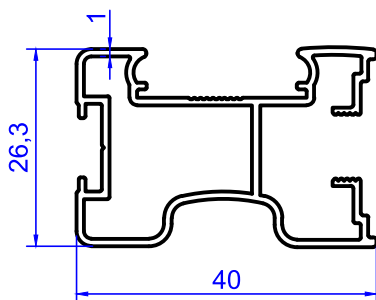
2003
0.518 kg/m



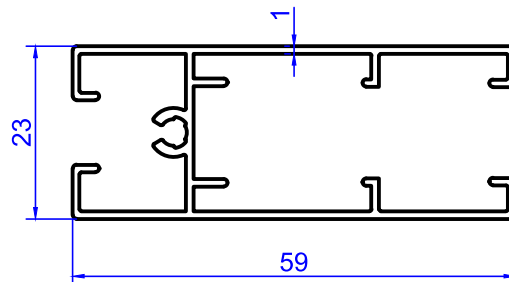
2004
0.217 kg/m



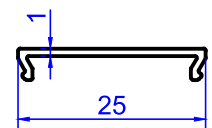
2005
0.187 kg/m



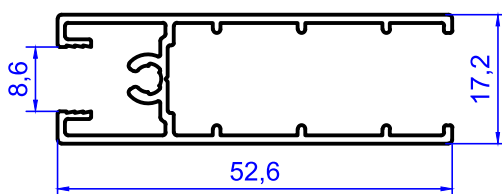
2006
0.467 kg/m



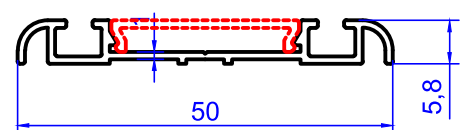
2007
0.545 kg/m



2008
0.087 kg/m

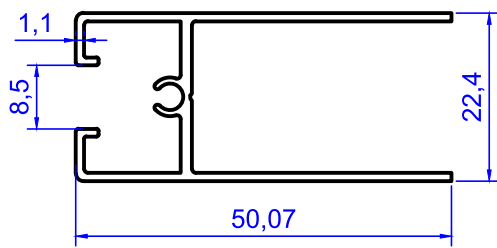


2009
0.455 kg/m

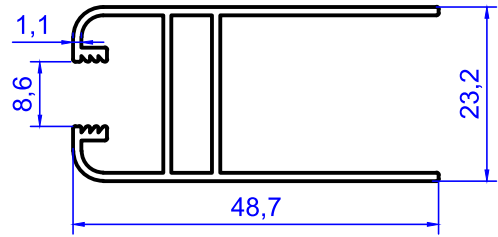


2010
0.230 kg/m

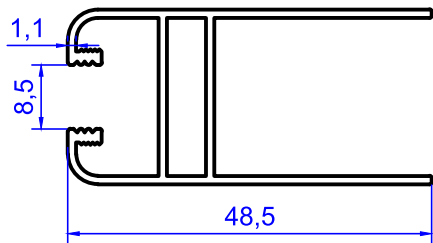
Möbel Profile



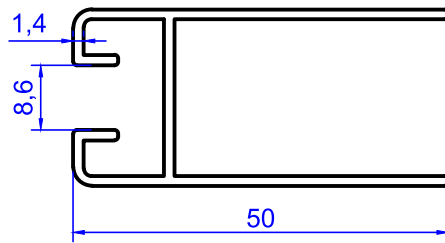
2011
0.441 kg/m



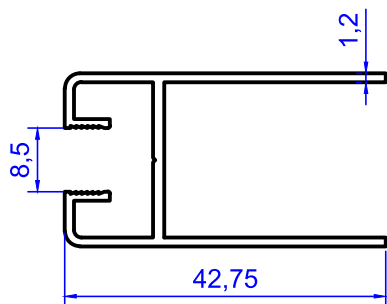
2012
0.473 kg/m



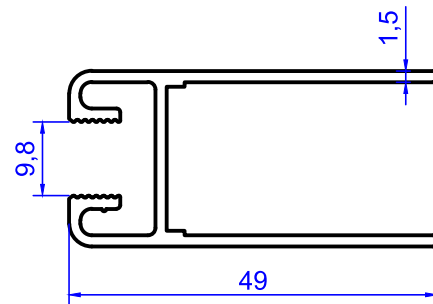
2013
0.476 kg/m



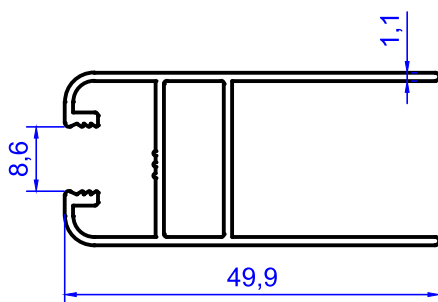
2014
0.506 kg/m



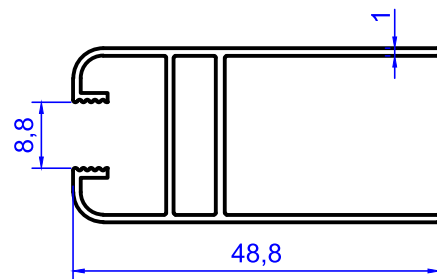
2015
0.425 kg/m



2016
0.575 kg/m

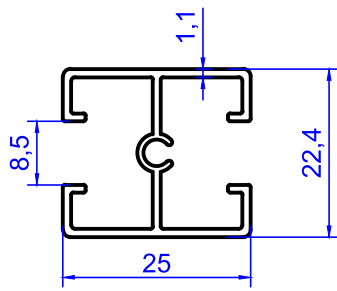


2017
0.480 kg/m

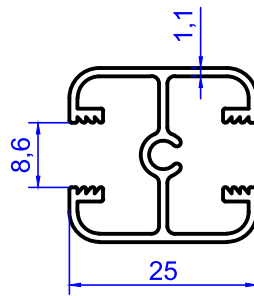


2018
0.436 kg/m

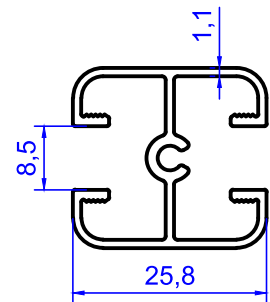
Möbel Profile



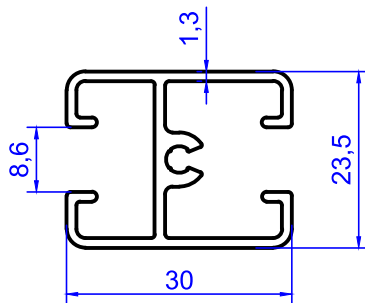
2019
0.307 kg/m



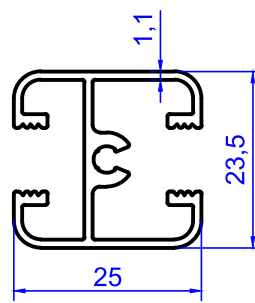
2020
0.351 kg/m



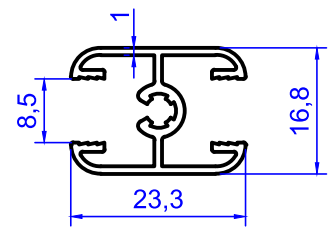
2021
0.370 kg/m



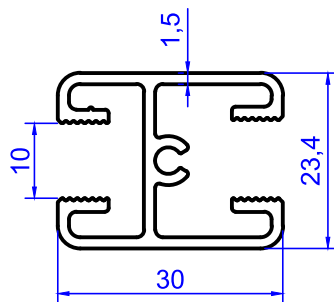
2022
0.455 kg/m



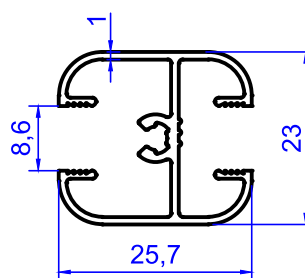
2023
0.384 kg/m



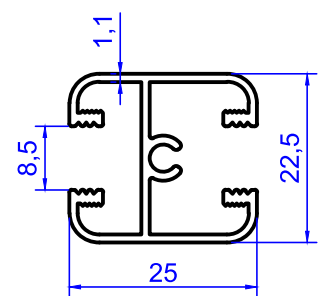
2024
0.260 kg/m



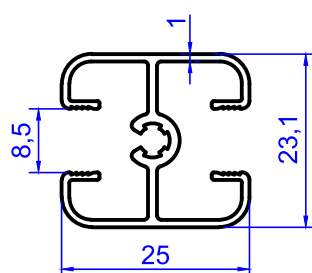
2025
0.531 kg/m



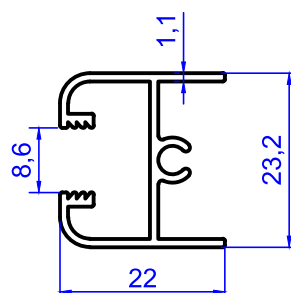
2026
0.317 kg/m



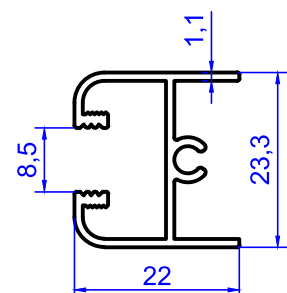
2027
0.358 kg/m



2028
0.328 kg/m

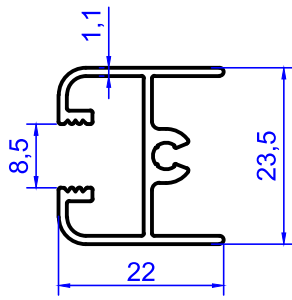


2029
0.280 kg/m

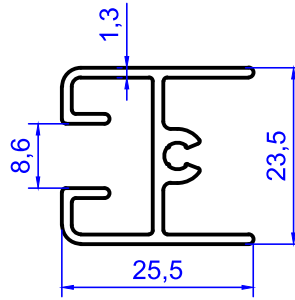


2030
0.285 kg/m

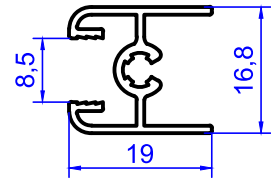
Möbel Profile



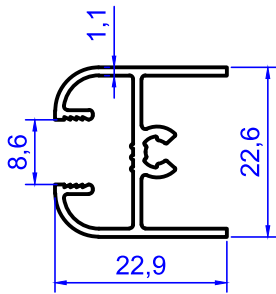
2031
0.305 kg/m



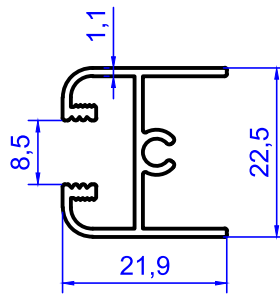
2032
0.382 kg/m



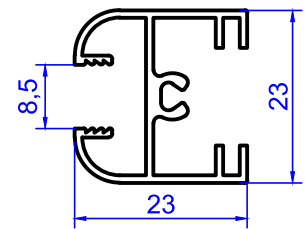
2033
0.211 kg/m



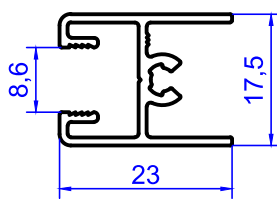
2034
0.287 kg/m



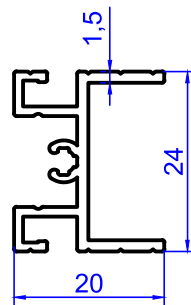
2035
0.279 kg/m



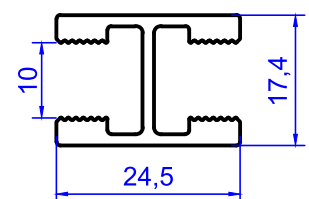
2036
0.312 kg/m



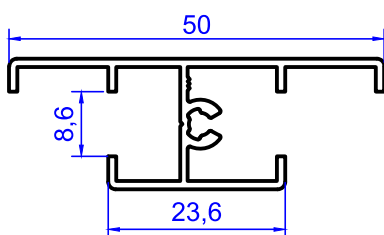
2037
0.266 kg/m



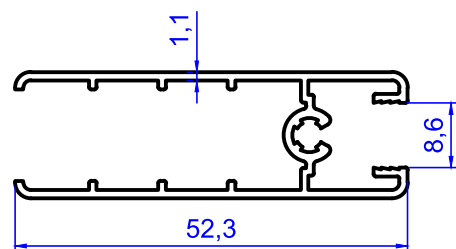
2038
0.312 kg/m



2039
0.412 kg/m

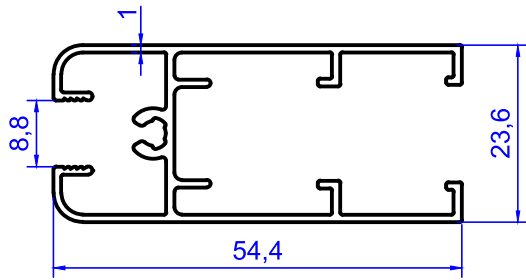


2040
0.355 kg/m

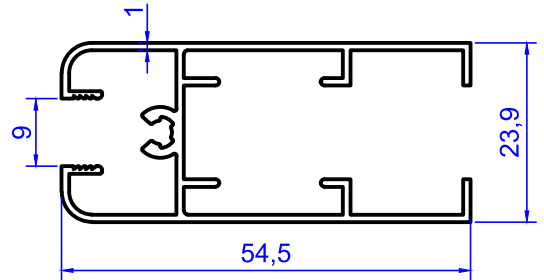


2041
0.447 kg/m

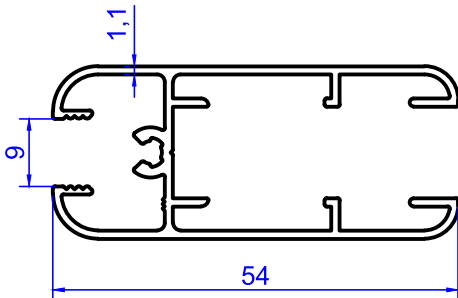
Möbel Profile



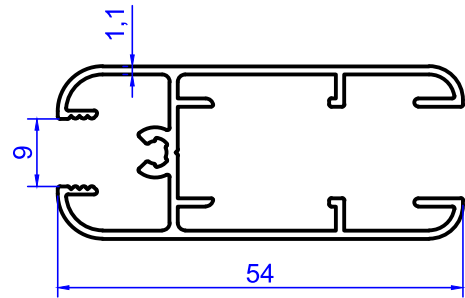
2042
0.545 kg/m



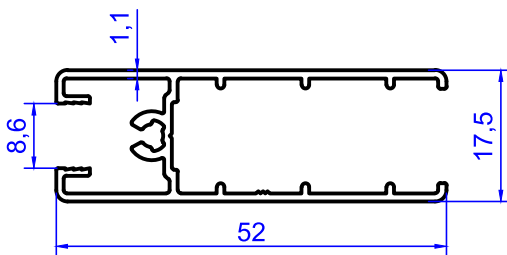
2043
0.537 kg/m



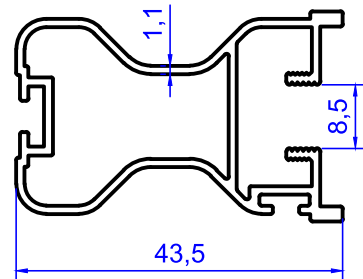
2044
0.572 kg/m



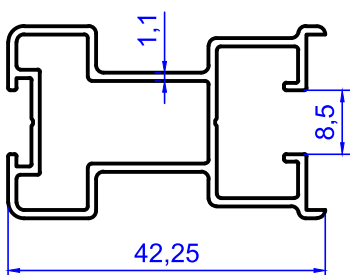
2045
0.572 kg/m



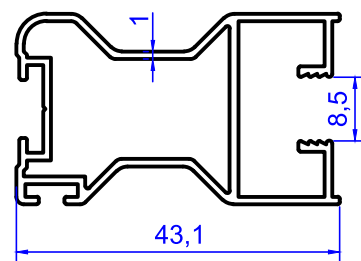
2046
0.439 kg/m



2047
0.554 kg/m

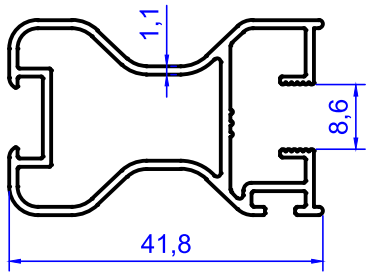


2048
0.496 kg/m

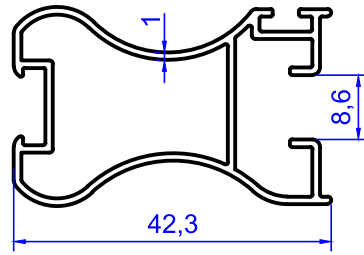


2049
0.501 kg/m

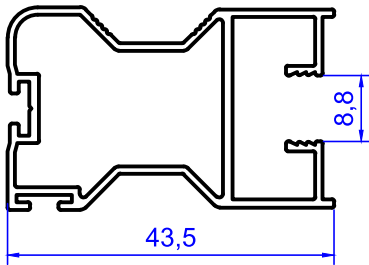
Möbel Profile



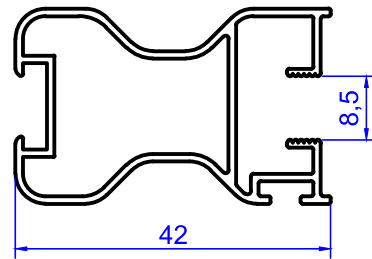
2050
0.520 kg/m



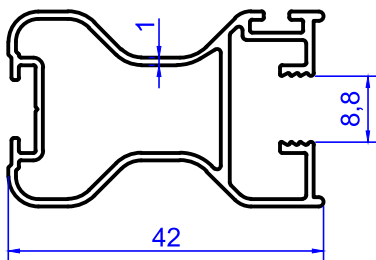
2051
0.453 kg/m



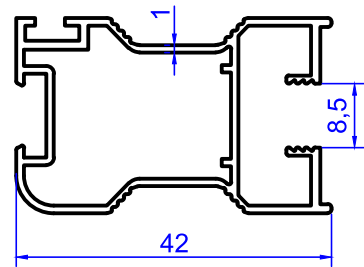
2052
0.523 kg/m



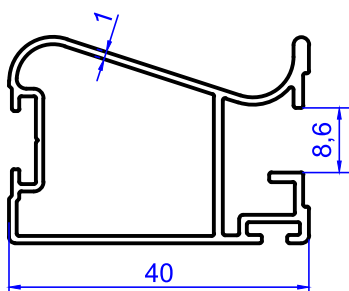
2053
0.499 kg/m



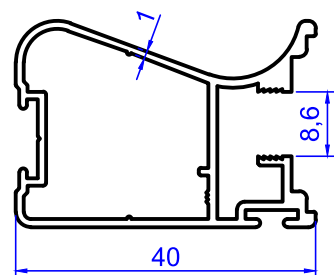
2054
0.485 kg/m



2055
0.477 kg/m

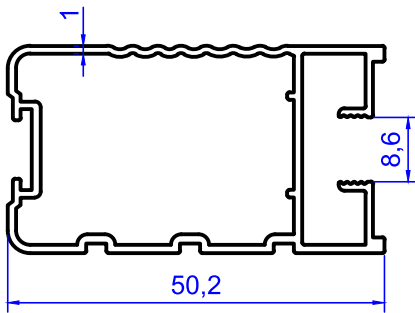


2056
0.472 kg/m

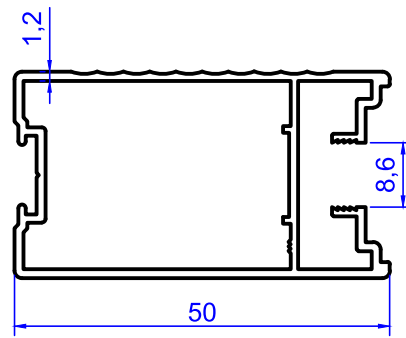


2057
0.504 kg/m

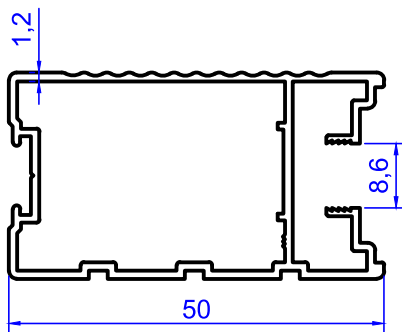
Möbel Profile



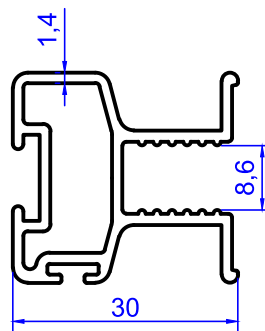
2058
0.558 kg/m



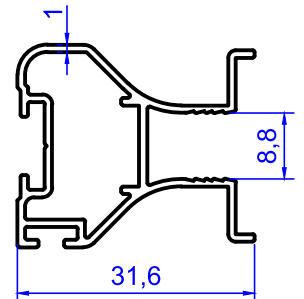
2059
0.575 kg/m



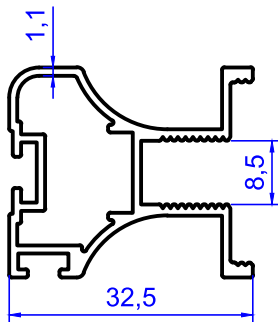
2060
0.558 kg/m



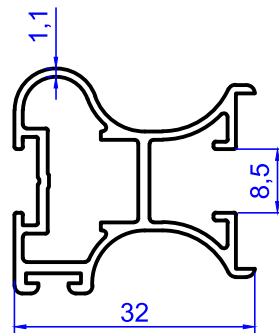
2061
0.546 kg/m



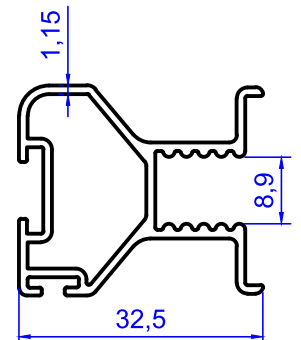
2062
0.377 kg/m



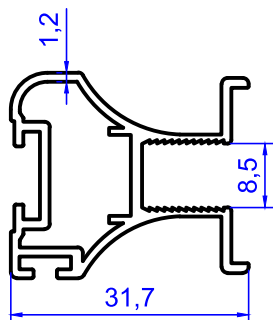
2063
0.469 kg/m



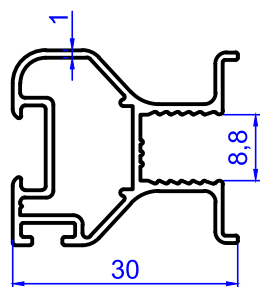
2064
0.487 kg/m



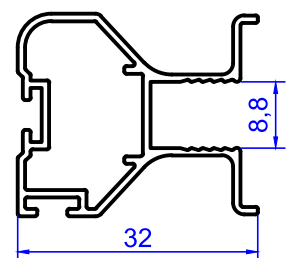
2065
0.458 kg/m



2066
0.469 kg/m

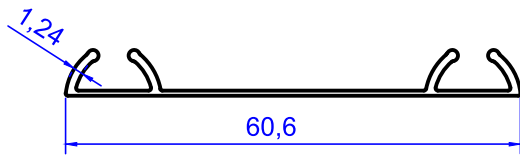


2067
0.379 kg/m

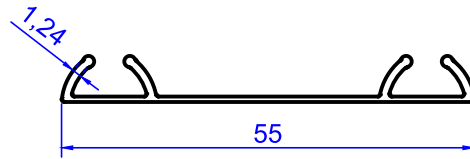


2068
0.371 kg/m

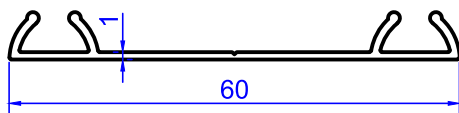
Möbel Profile



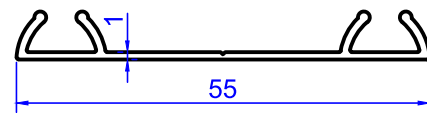
2069
0.200 kg/m



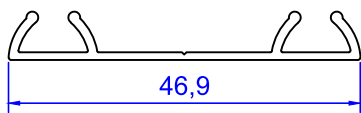
2070
0.190 kg/m



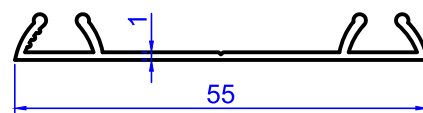
2071
0.244 kg/m



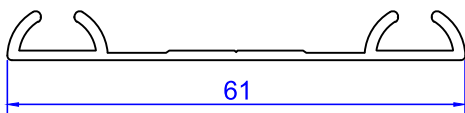
2072
0.230 kg/m



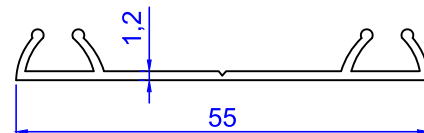
2073
0.209 kg/m



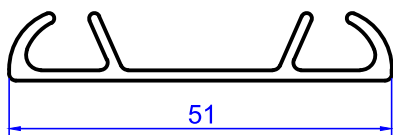
2074
0.228 kg/m



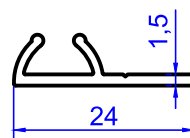
2075
0.301 kg/m



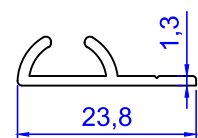
2076
0.257 kg/m



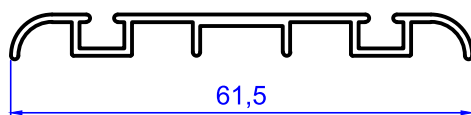
2077
0.349 kg/m



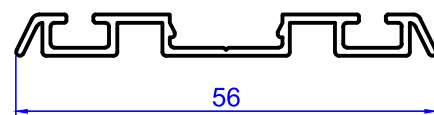
2078
0.138 kg/m



2079
0.133 kg/m

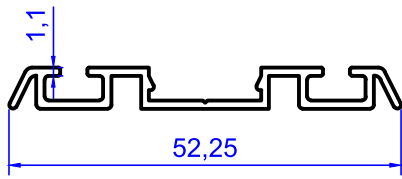


2080
0.282 kg/m

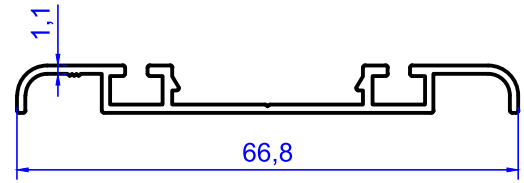


2081
0.284 kg/m

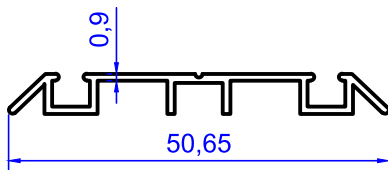
Möbel Profile



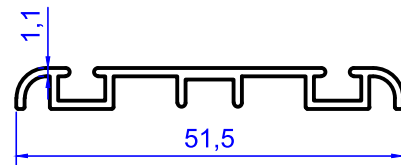
2082
0.274 kg/m



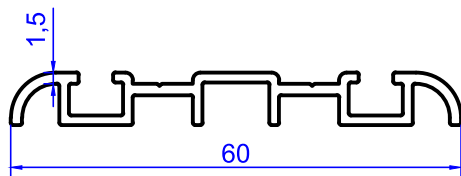
2083
0.325 kg/m



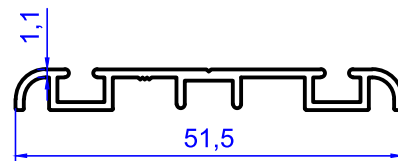
2084
0.222 kg/m



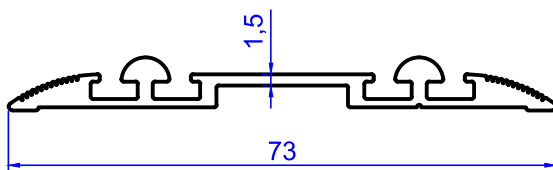
2085
0.271 kg/m



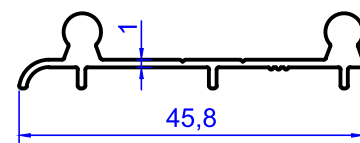
2086
0.391 kg/m



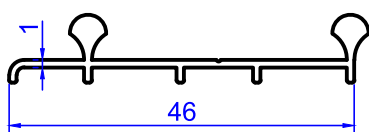
2087
0.271 kg/m



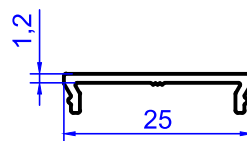
2088
0.509 kg/m



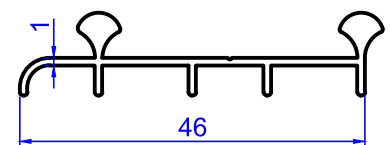
2089
0.293 kg/m



2090
0.241 kg/m

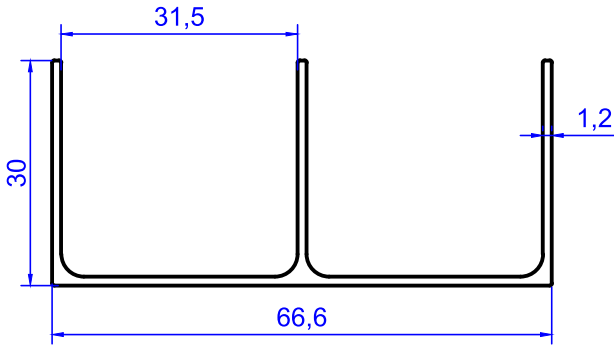


2091
0.111 kg/m

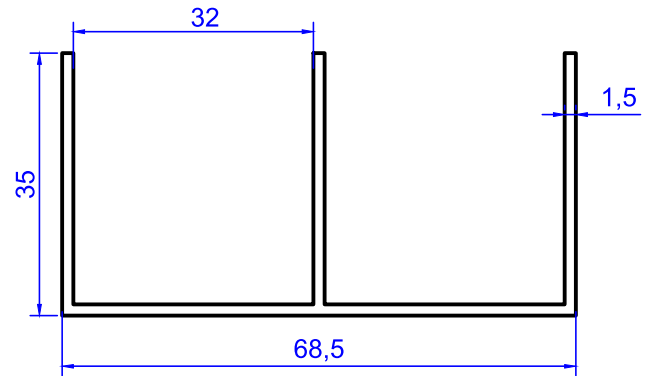


2092
0.276 kg/m

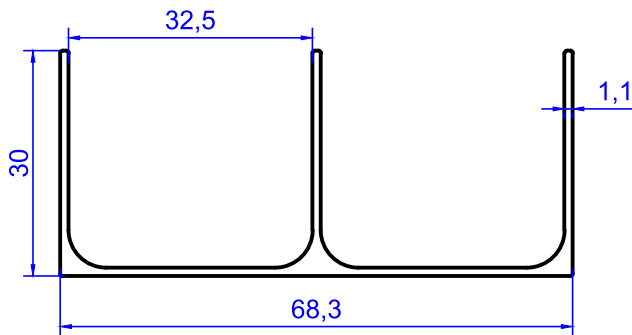
Möbel Profile



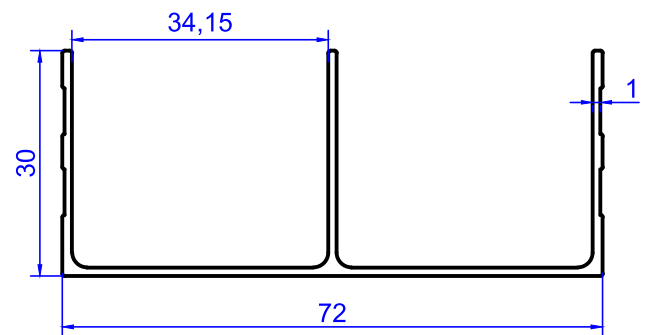
2093
0.518 kg/m



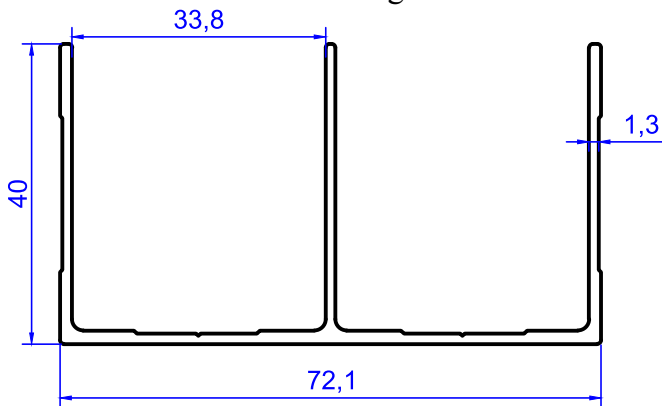
2094
0.686 kg/m



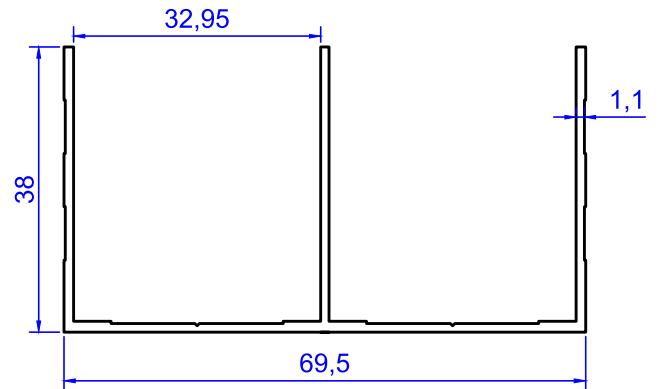
2095
0.520 kg/m



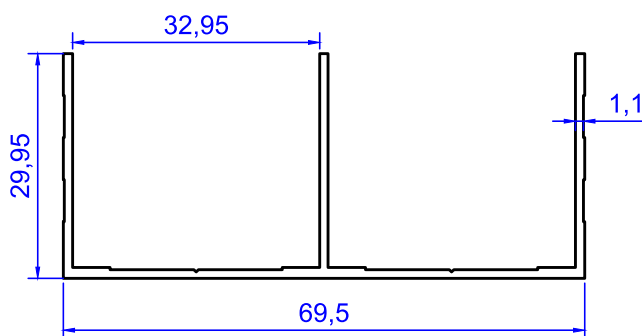
2096
0.493 kg/m



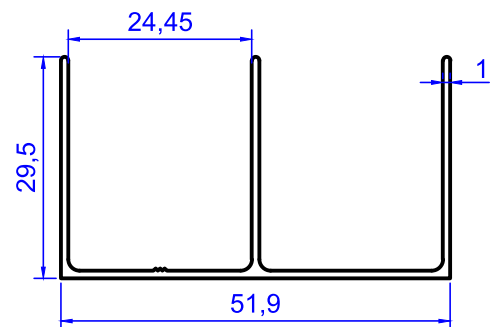
2097
0.752 kg/m



2098
0.580 kg/m

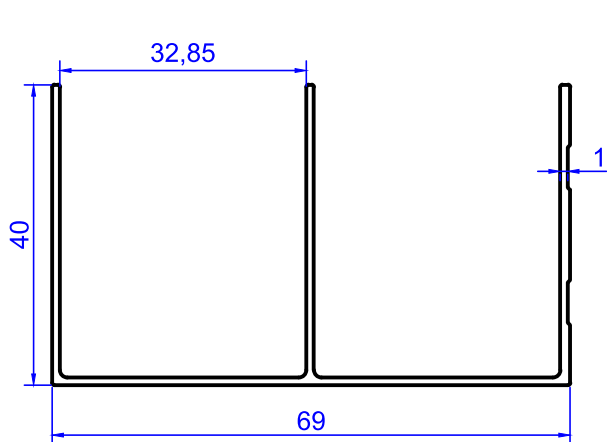


2099
0.504 kg/m

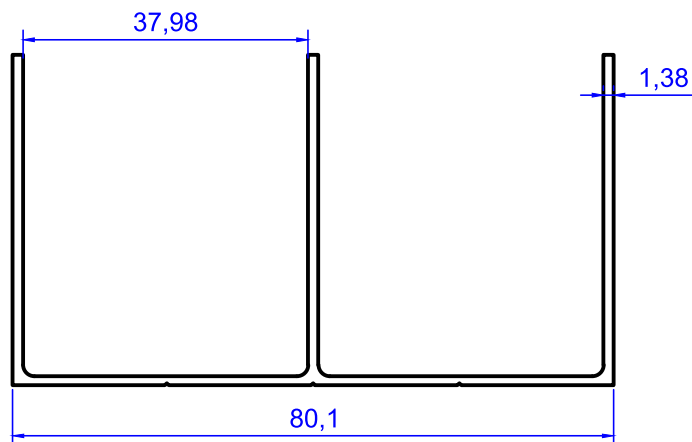


2100
0.377 kg/m

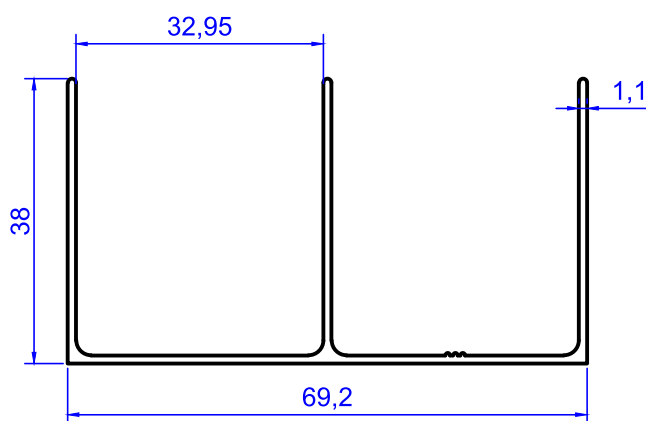
Möbel Profile



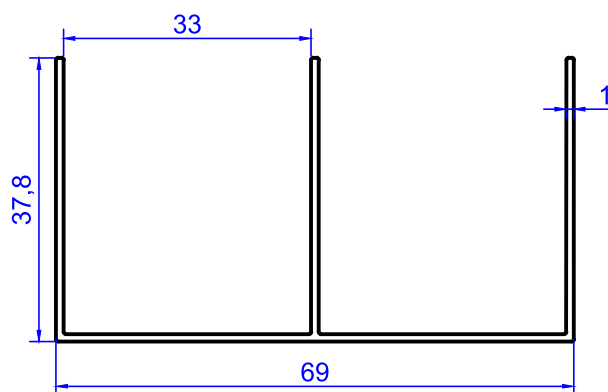
2101
0.752 kg/m



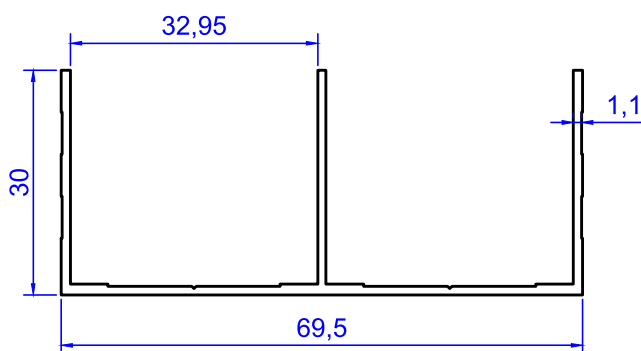
2102
0.745 kg/m



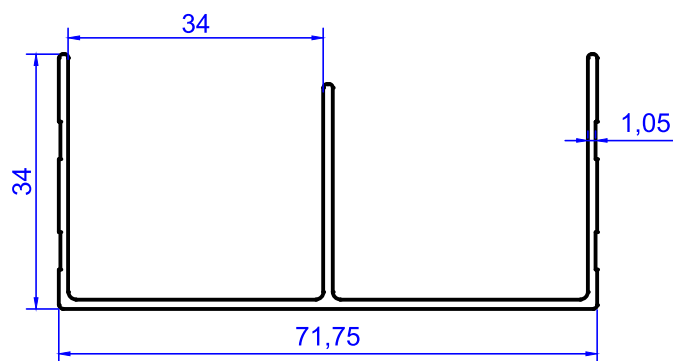
2103
0.545 kg/m



2104
0.545 kg/m

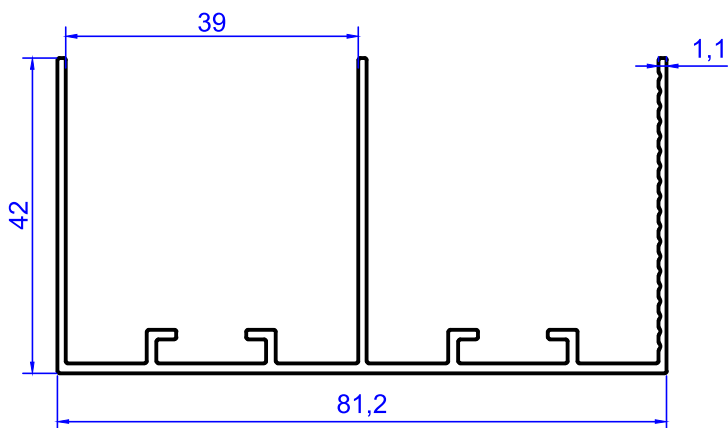


2105
0.537 kg/m

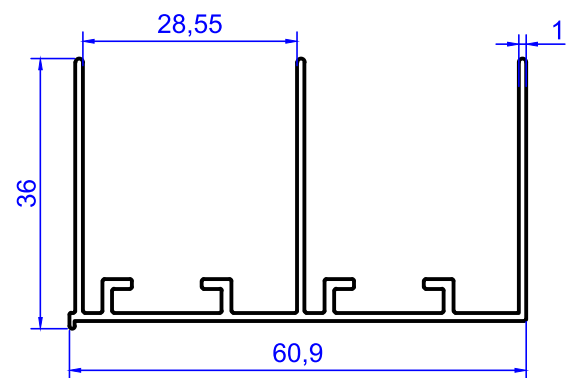


2106
0.553 kg/m

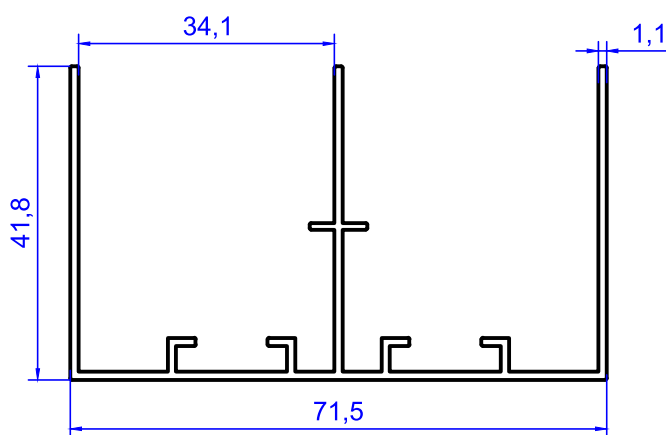
Möbel Profile



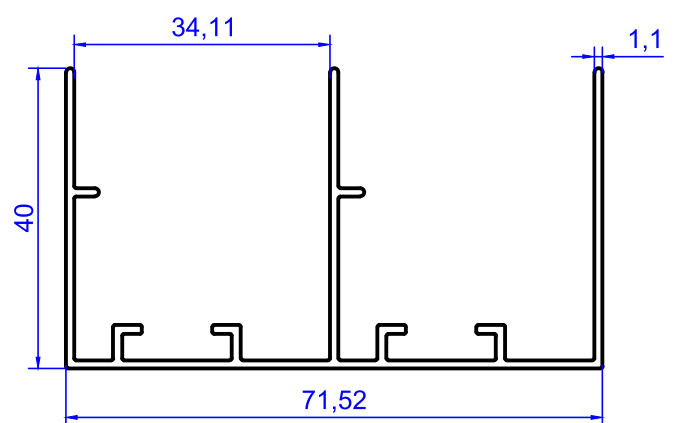
2107
0.743 kg/m



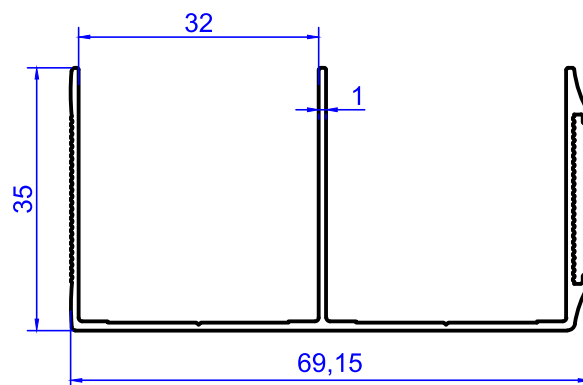
2108
0.558 kg/m



2109
0.678 kg/m

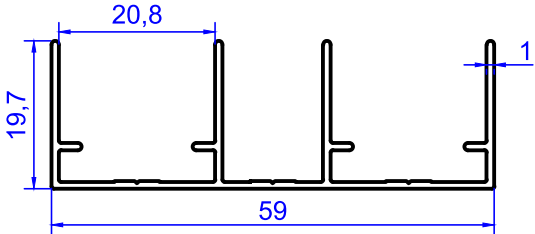


2110
0.678 kg/m

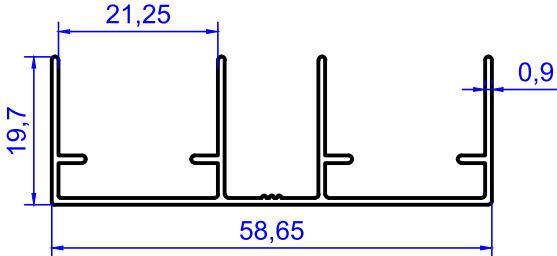


2111
0.499 kg/m

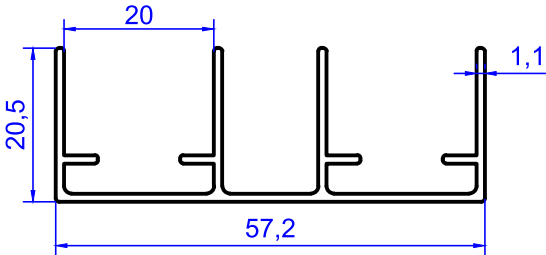
Möbel Profile



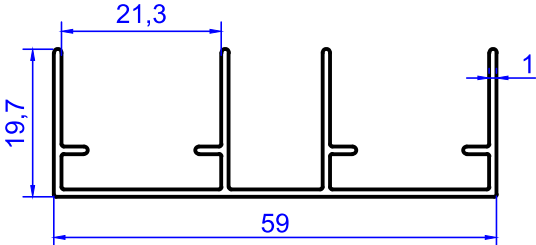
2112
0.382 kg/m



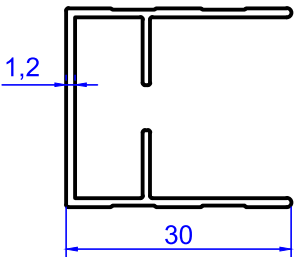
2113
0.366 kg/m



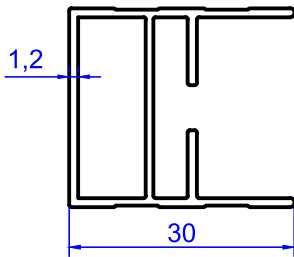
2114
0.458 kg/m



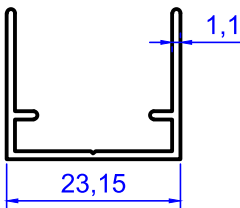
2115
0.398 kg/m



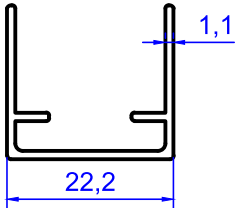
2116
0.309 kg/m



2117
0.385 kg/m

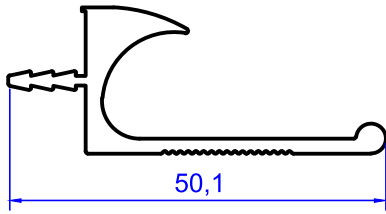


2118
0.198 kg/m

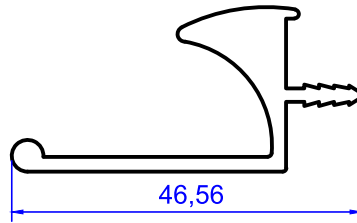


2119
0.209 kg/m

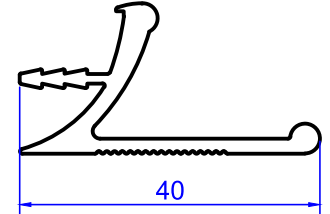
Möbel Profile



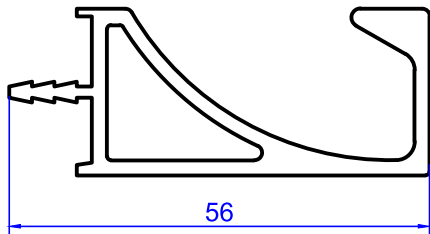
2120
0.544 kg/m



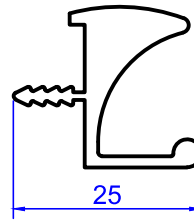
2121
0.609 kg/m



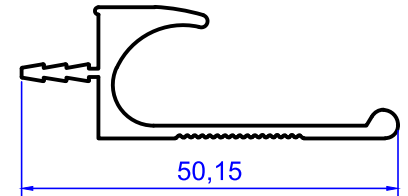
2122
0.446 kg/m



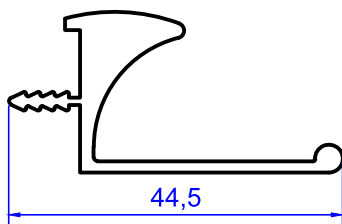
2123
0.848 kg/m



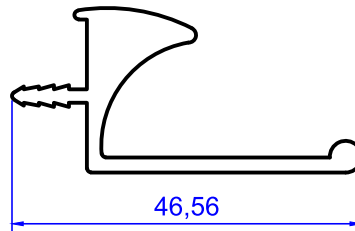
2124
0.429 kg/m



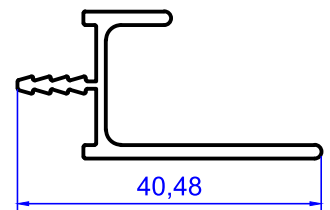
2125
0.456 kg/m



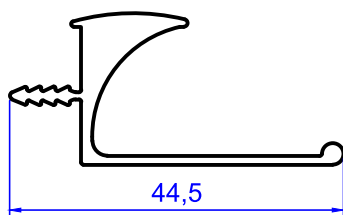
2126
0.519 kg/m



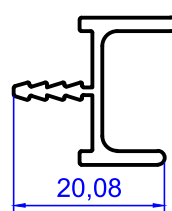
2127
0.609 kg/m



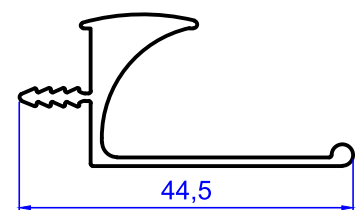
2128
0.318 kg/m



2129
0.417 kg/m

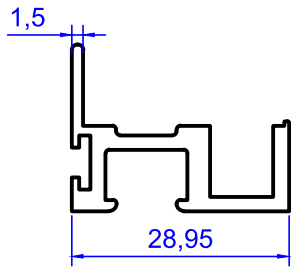


2130
0.225 kg/m

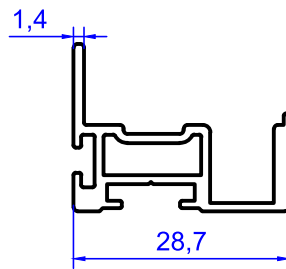


2131
0.417 kg/m

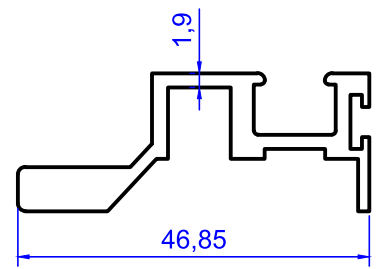
Möbel Profile



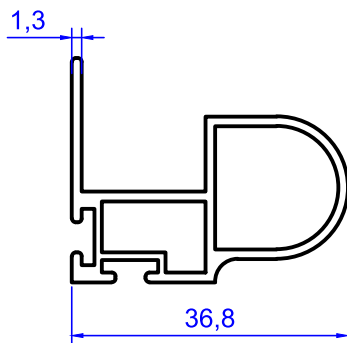
2132
0.423 kg/m



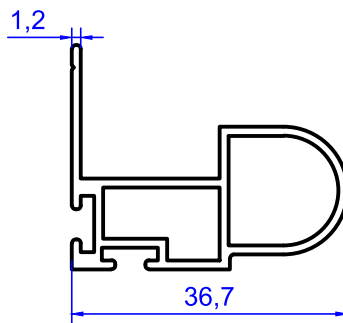
2133
0.360 kg/m



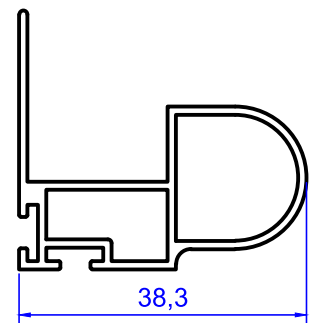
2134
0.653 kg/m



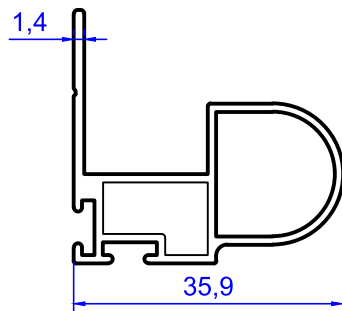
2135
0.493 kg/m



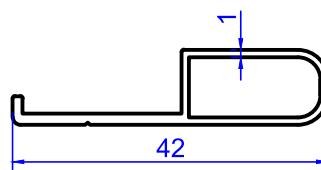
2136
0.455 kg/m



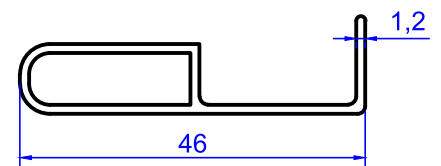
2137
0.452 kg/m



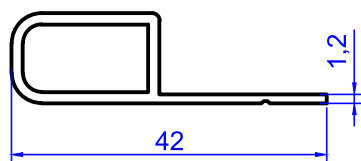
2138
0.453 kg/m



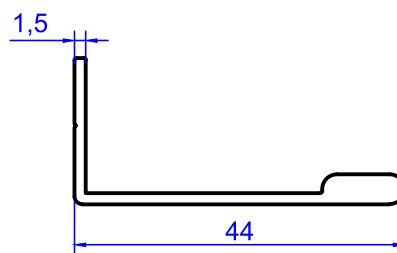
2139
0.238 kg/m



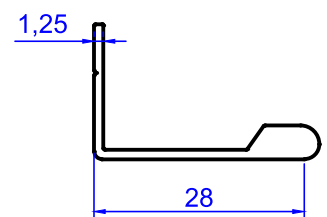
2140
0.302 kg/m



2141
0.293 kg/m

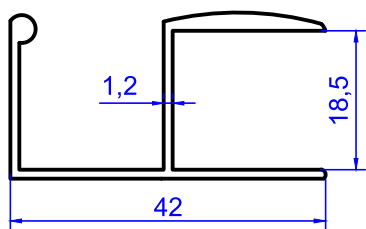


2142
0.319 kg/m

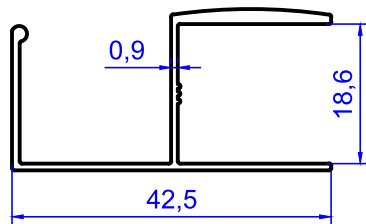


2143
0.225 kg/m

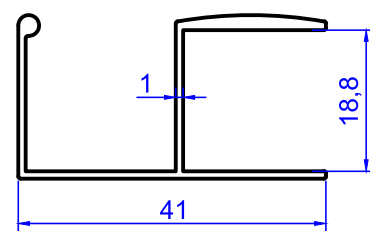
Möbel Profile



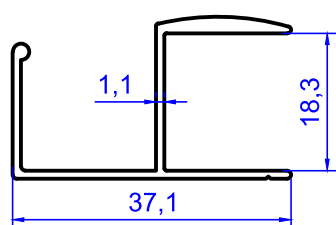
2144
0.393 kg/m



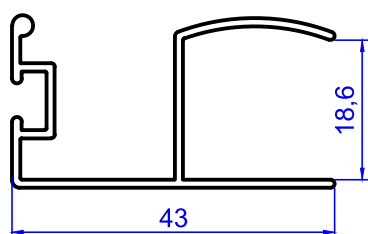
2145
0.304 kg/m



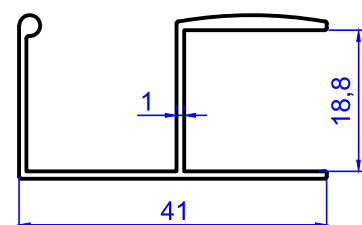
2146
0.320 kg/m



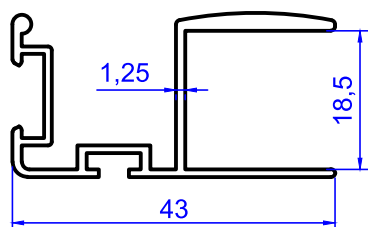
2147
0.306 kg/m



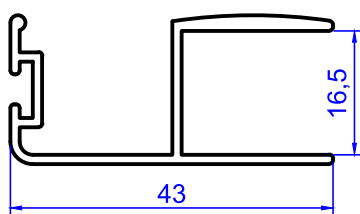
2148
0.360 kg/m



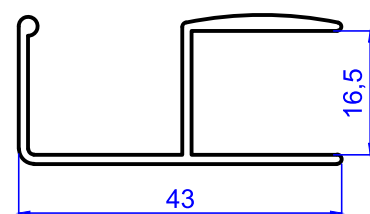
2149
0.363 kg/m



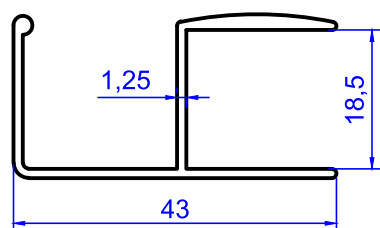
2150
0.420 kg/m



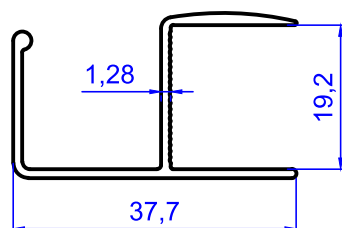
2151
0.398 kg/m



2152
0.366 kg/m

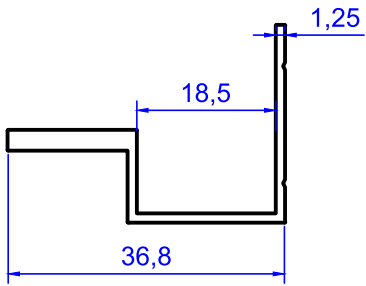


2153
0.379 kg/m

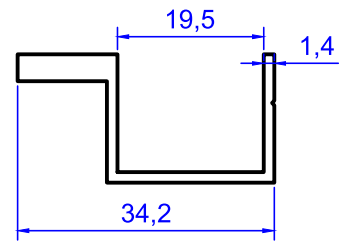


2154
0.309 kg/m

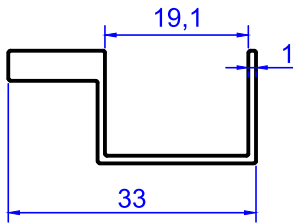
Möbel Profile



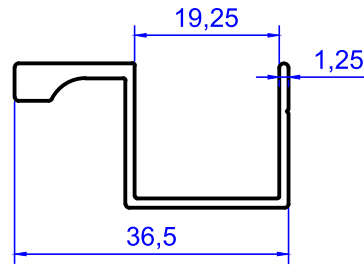
2155
0.268 kg/m



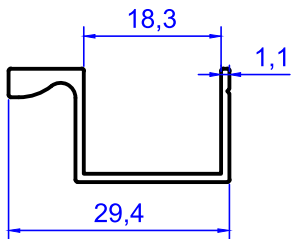
2156
0.325 kg/m



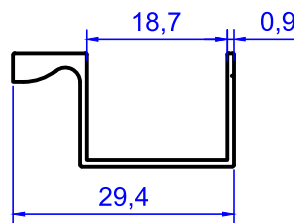
2157
0.263 kg/m



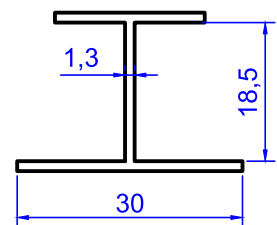
2158
0.325 kg/m



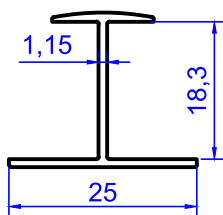
2159
0.217 kg/m



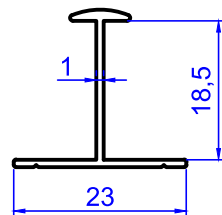
2160
0.190 kg/m



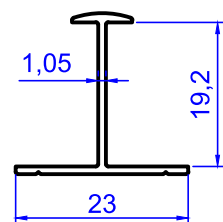
2161
0.241 kg/m



2162
0.168 kg/m

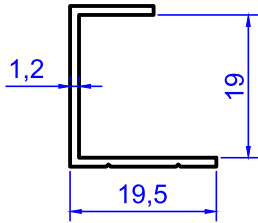


2163
0.136 kg/m

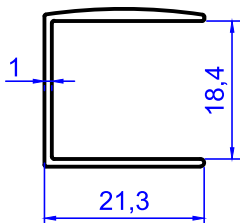


2164
0.141 kg/m

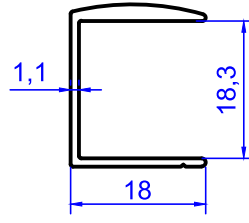
Möbel Profile



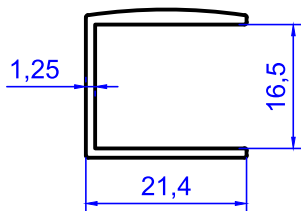
2165
0.160 kg/m



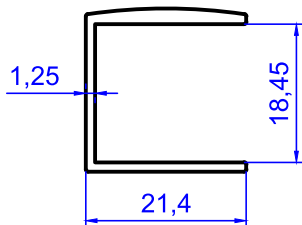
2166
0.190 kg/m



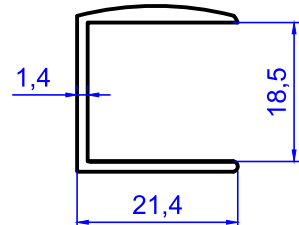
2167
0.195 kg/m



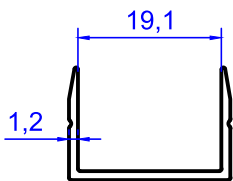
2168
0.228 kg/m



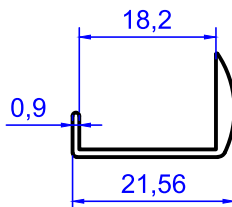
2169
0.238 kg/m



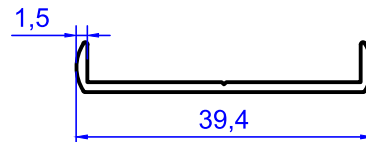
2170
0.252 kg/m



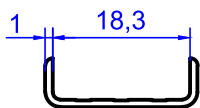
2171
0.149 kg/m



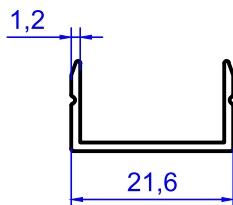
2172
0.133 kg/m



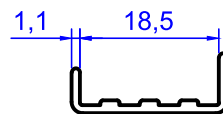
2173
0.171 kg/m



2174
0.078 kg/m

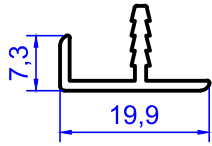


2175
0.130 kg/m

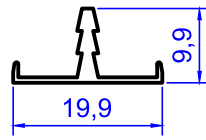


2176
0.106 kg/m

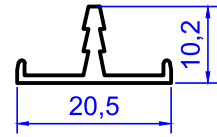
Möbel Profile



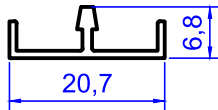
2177
0.141 kg/m



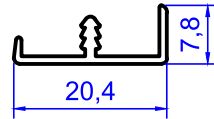
2178
0.097 kg/m



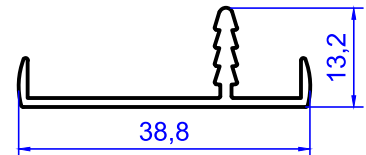
2179
0.119 kg/m



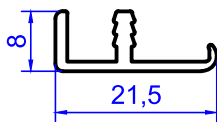
2180
0.101 kg/m



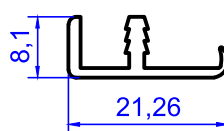
2181
0.106 kg/m



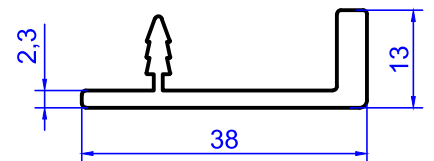
2182
0.225 kg/m



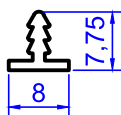
2183
0.149 kg/m



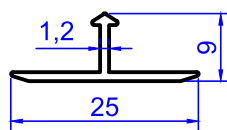
2184
0.150 kg/m



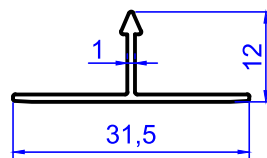
2185
0.409 kg/m



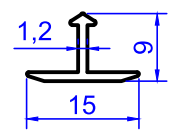
2186
0.065 kg/m



2187
0.106 kg/m

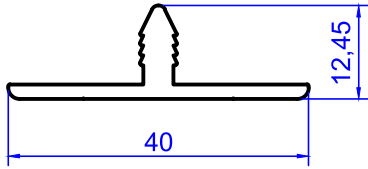


2188
0.119 kg/m

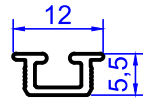


2189
0.073 kg/m

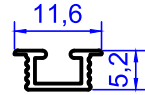
Möbel Profile



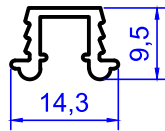
2190
0.320 kg/m



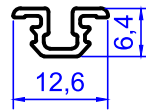
2191
0.070 kg/m



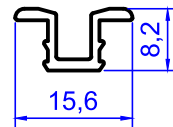
2192
0.054 kg/m



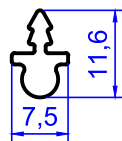
2193
0.128 kg/m



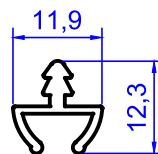
2194
0.073 kg/m



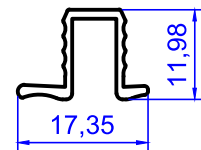
2195
0.102 kg/m



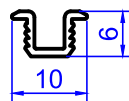
2196
0.111 kg/m



2197
0.117 kg/m

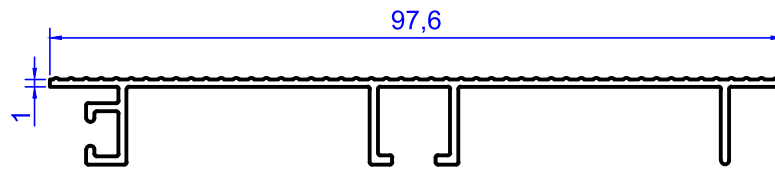


2198
0.119 kg/m

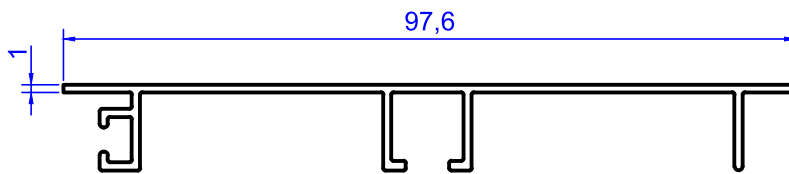


2199
0.051 kg/m

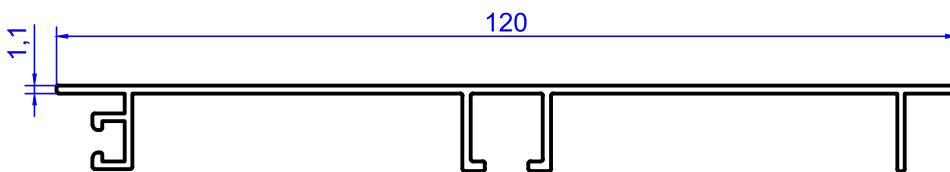
Möbel Profile



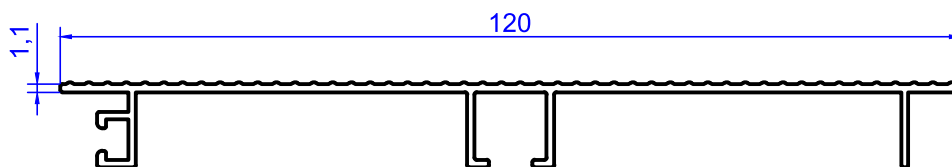
2200
0.450 kg/m



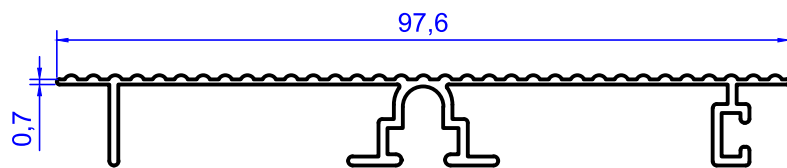
2201
0.434 kg/m



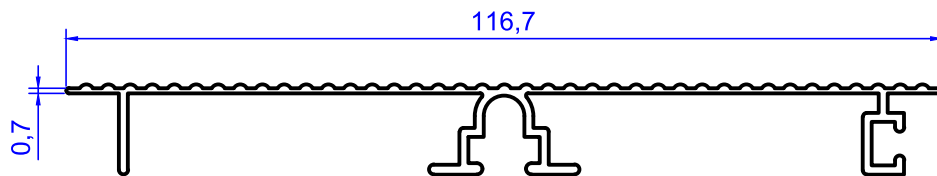
2202
0.518 kg/m



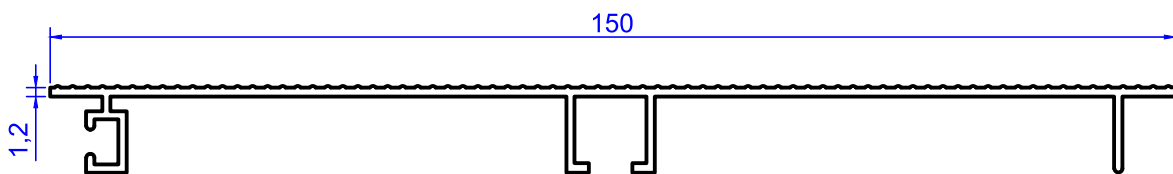
2203
0.523 kg/m



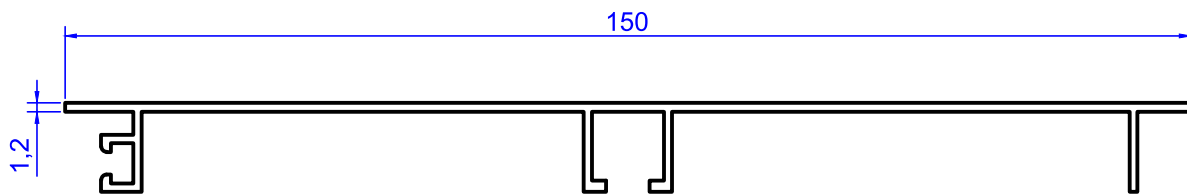
2204
0.472 kg/m



2205
0.520 kg/m

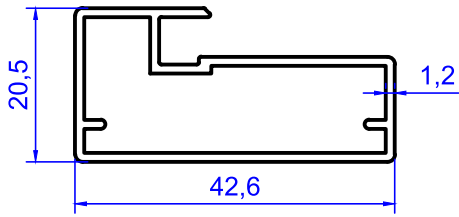


2206
0.678 kg/m

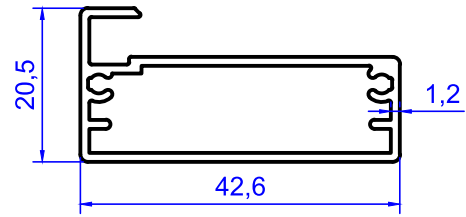


2207
0.661 kg/m

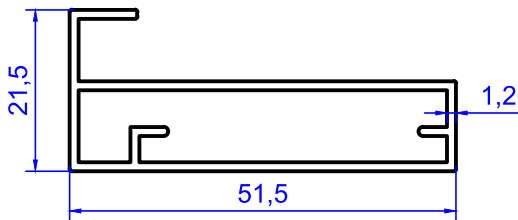
Möbel Profile



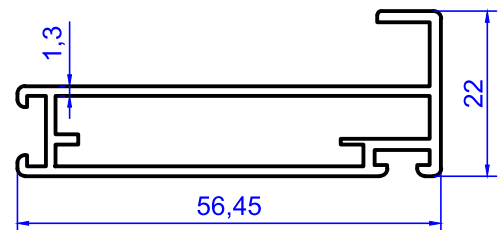
2208
0.439 kg/m



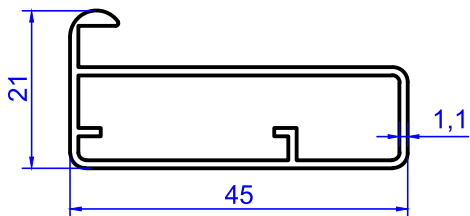
2209
0.447 kg/m



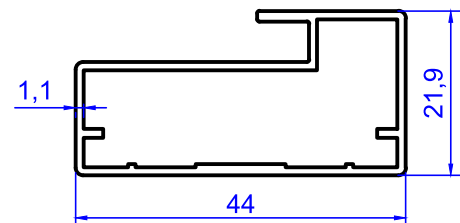
2210
0.493 kg/m



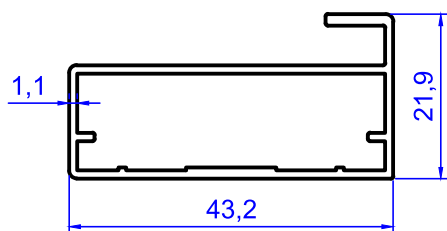
2211
0.594 kg/m



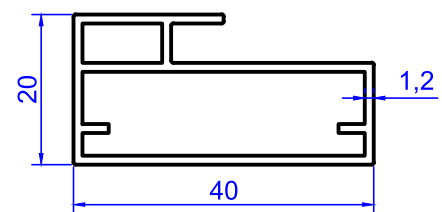
2212
0.398 kg/m



2213
0.436 kg/m

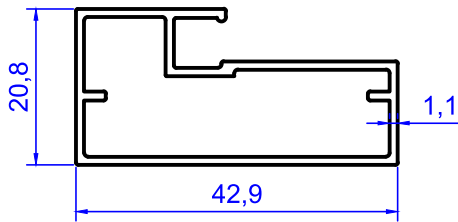


2214
0.414 kg/m

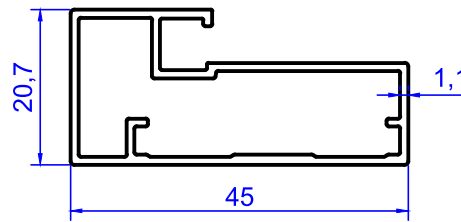


2215
0.454 kg/m

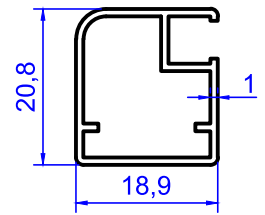
Möbel Profile



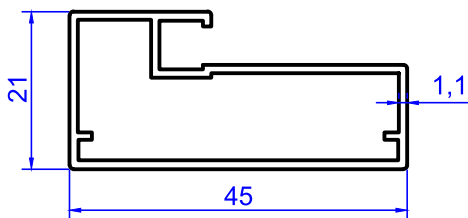
2216
0.416 kg/m



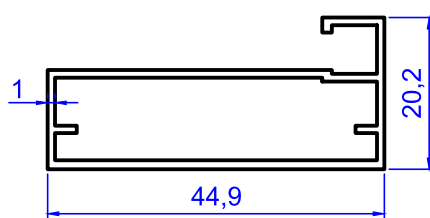
2217
0.444 kg/m



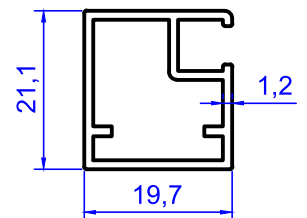
2218
0.230 kg/m



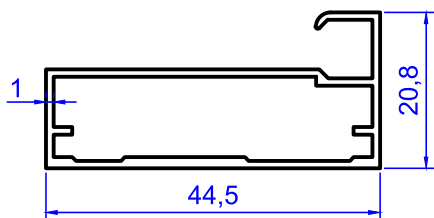
2219
0.431 kg/m



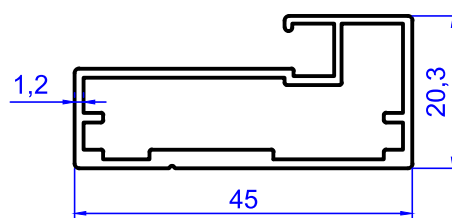
2220
0.388 kg/m



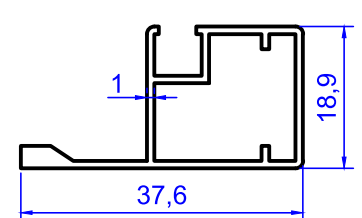
2221
0.295 kg/m



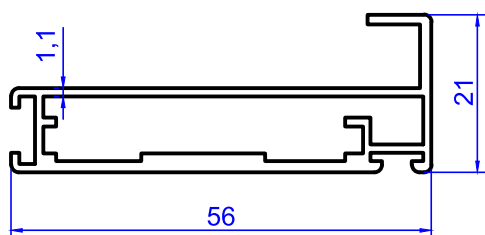
2222
0.390 kg/m



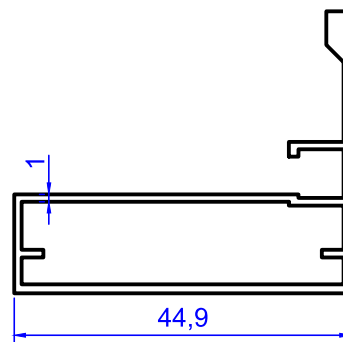
2223
0.520 kg/m



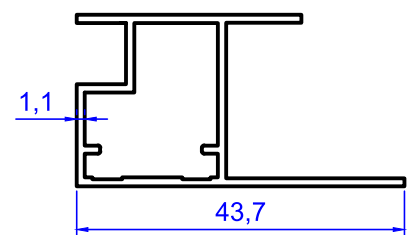
2224
0.309 kg/m



2225
0.602 kg/m

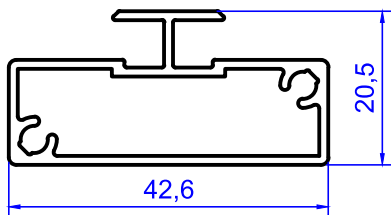


2226
0.469 kg/m

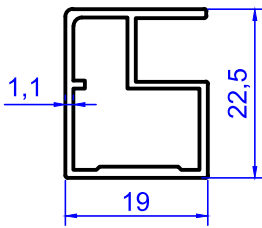


2227
0.369 kg/m

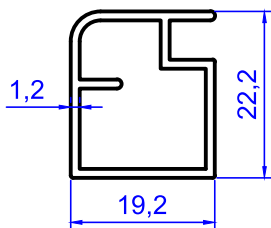
Möbel Profile



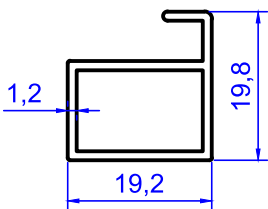
2228
0.481 kg/m



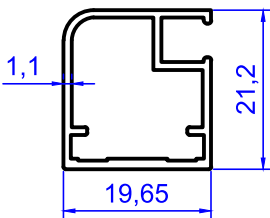
2229
0.276 kg/m



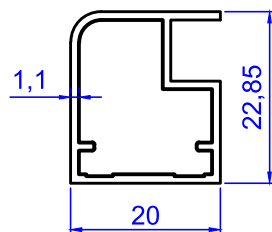
2230
0.285 kg/m



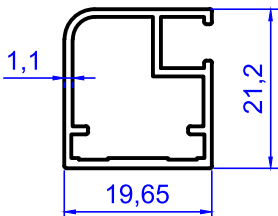
2231
0.233 kg/m



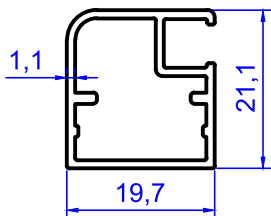
2232
0.263 kg/m



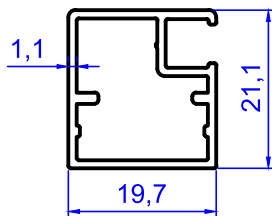
2233
0.268 kg/m



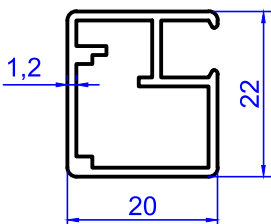
2234
0.265 kg/m



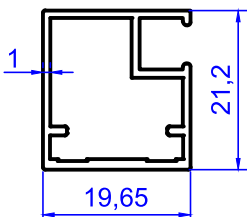
2235
0.274 kg/m



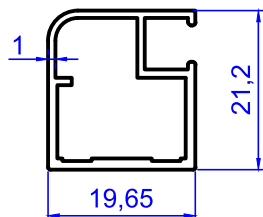
2236
0.278 kg/m



2237
0.317 kg/m

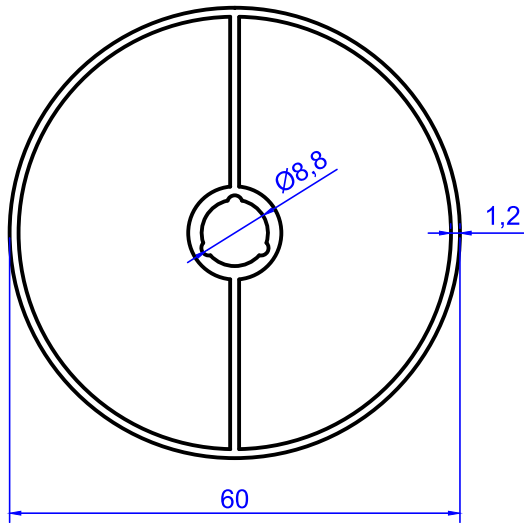


2238
0.263 kg/m

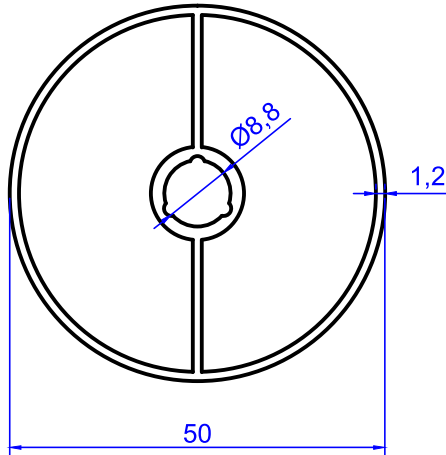


2239
0.268 kg/m

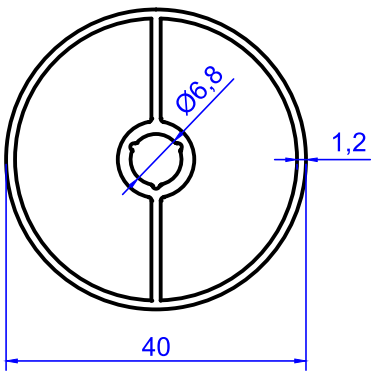
Möbel Profile



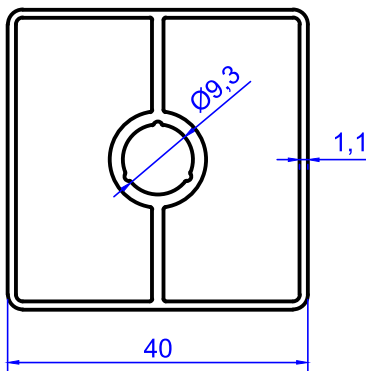
2240
0.902 kg/m



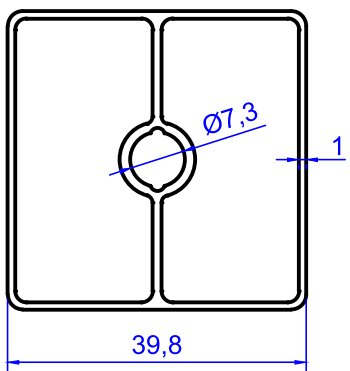
2241
0.770 kg/m



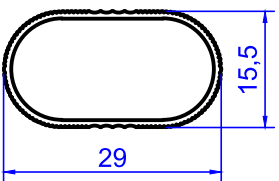
2242
0.604 kg/m



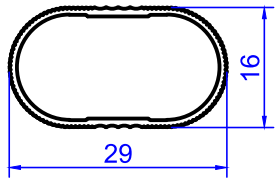
2243
0.721 kg/m



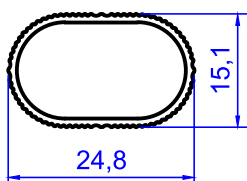
2244
0.610 kg/m



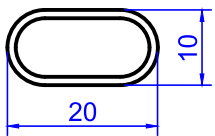
2245
0.179 kg/m



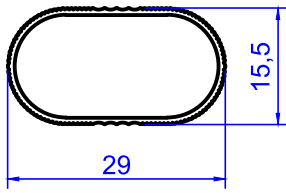
2246
0.190 kg/m



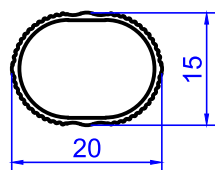
2247
0.176 kg/m



2248
0.144 kg/m

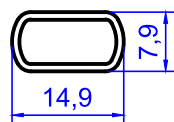


2249
0.160 kg/m

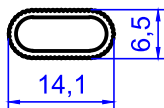


2250
0.119 kg/m

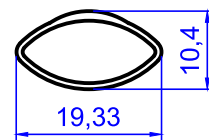
Möbel Profile



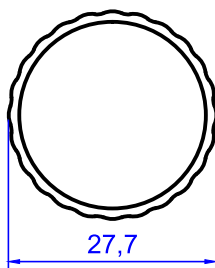
2251
0.100 kg/m




2252
0.081 kg/m



2253
0.103 kg/m



2254
0.282 kg/m

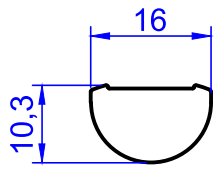


2255
0.214 kg/m

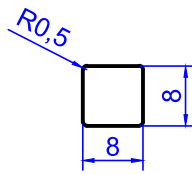


2256
0.152 kg/m

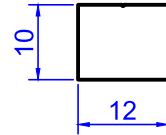
Möbel Profile



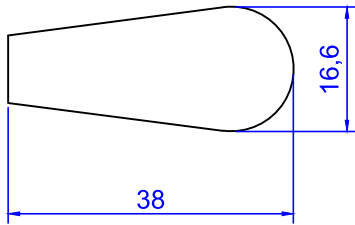
2257
0.355 kg/m



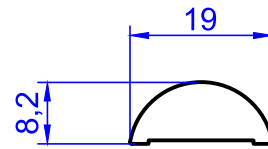
2258
0.173 kg/m



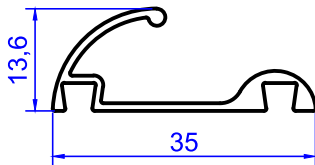
2259
0.325 kg/m



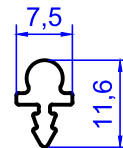
2260
1.295 kg/m



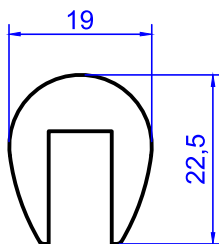
2261
0.303 kg/m



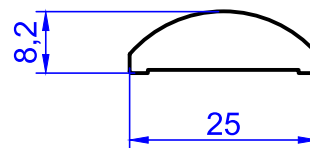
2262
0.225 kg/m



2263
0.111 kg/m

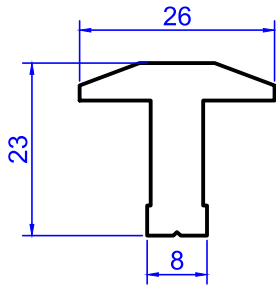


2264
0.605 kg/m

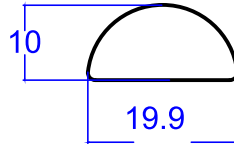


2265
0.413 kg/m

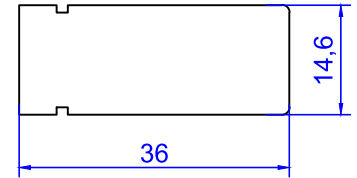
Möbel Profile



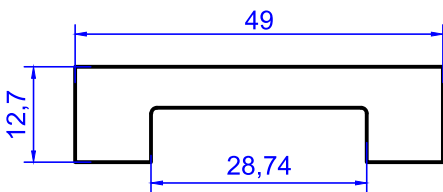
2266
0.640 kg/m



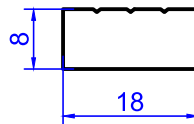
2267
0.425 kg/m



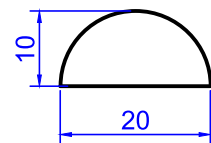
2268
1.412 kg/m



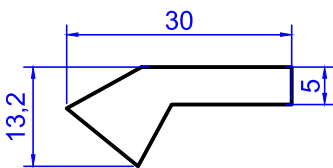
2269
0.401 kg/m



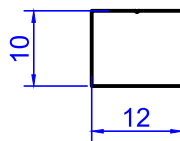
2270
0.388 kg/m



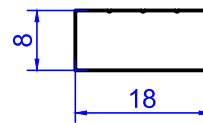
2271
0.425 kg/m



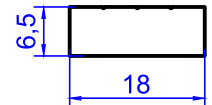
2272
0.493 kg/m



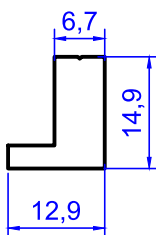
2273
0.325 kg/m



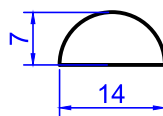
2274
0.390 kg/m



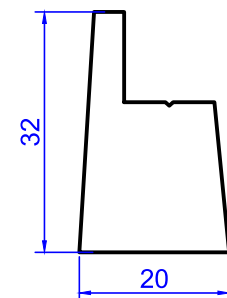
2275
0.317 kg/m



2276
0.322 kg/m

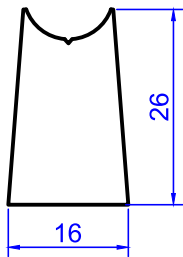


2277
0.209 kg/m

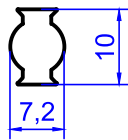


2278
1.138 kg/m

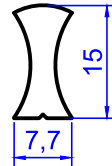
Möbel Profile



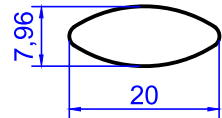
2279
0.897 kg/m



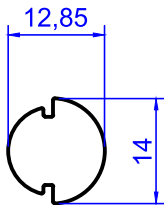
2280
0.146 kg/m



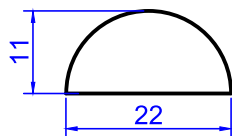
2281
0.192 kg/m



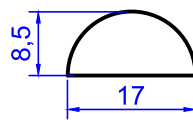
2282
0.320 kg/m



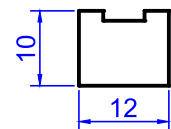
2283
0.344 kg/m



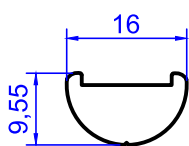
2284
0.515 kg/m



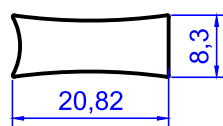
2285
0.306 kg/m



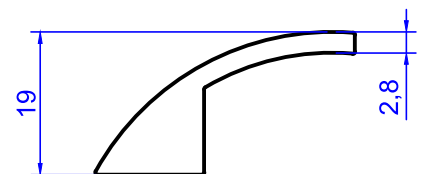
2286
0.303 kg/m



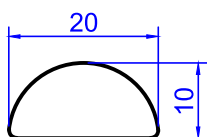
2287
0.287 kg/m



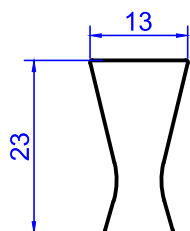
2288
0.401 kg/m



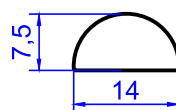
2289
0.509 kg/m



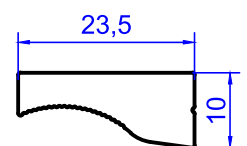
2290
0.425 kg/m



2291
0.542 kg/m

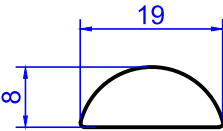


2292
0.228 kg/m

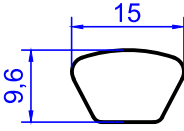


2293
0.431 kg/m

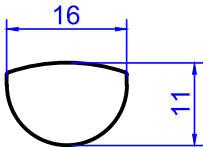
Möbel Profile



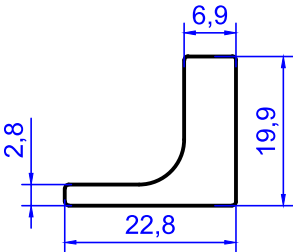
2294
0.317 kg/m



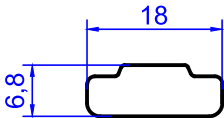
2295
0.312 kg/m



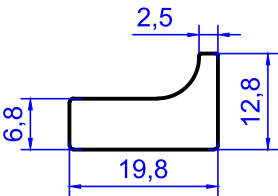
2296
0.382 kg/m



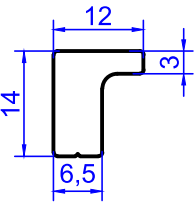
2297
0.513 kg/m



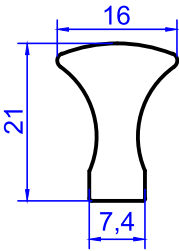
2298
0.292 kg/m



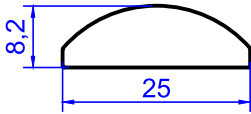
2299
0.422 kg/m



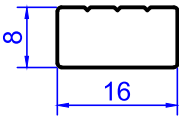
2300
0.293 kg/m



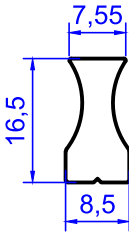
2301
0.477 kg/m



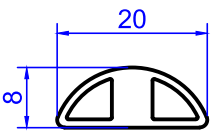
2302
0.463 kg/m



2303
0.344 kg/m

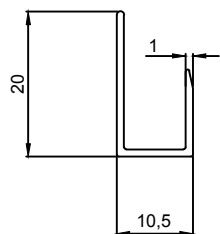


2304
0.279 kg/m

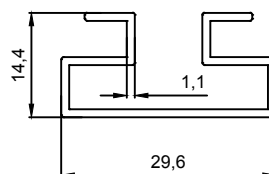


2305
0.215 kg/m

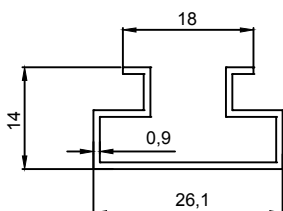
Regal Profile



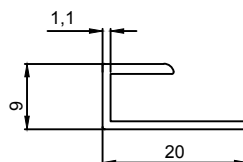
2900
0,108 Kg/m



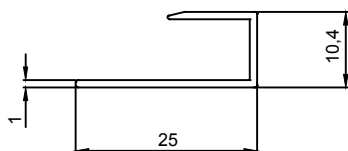
2901
0,254 Kg/m



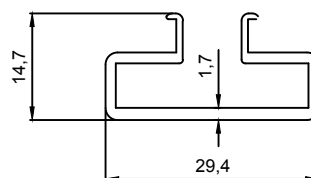
2902
0,176 Kg/m



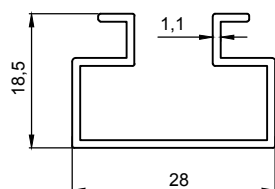
2903
0,114 Kg/m



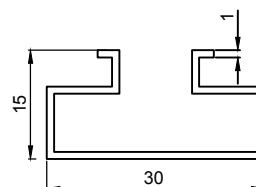
2904
0,121 Kg/m



2905
0,292 Kg/m

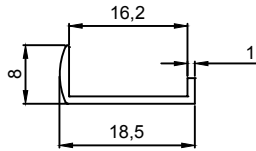


2906
0,255 Kg/m

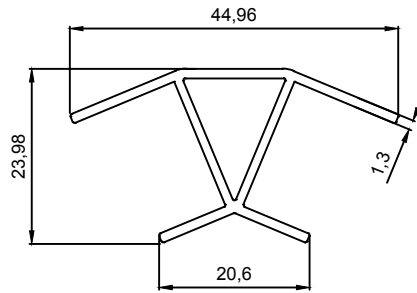


2907
0,217 Kg/m

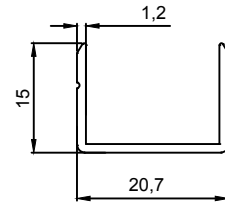
Regal Profile



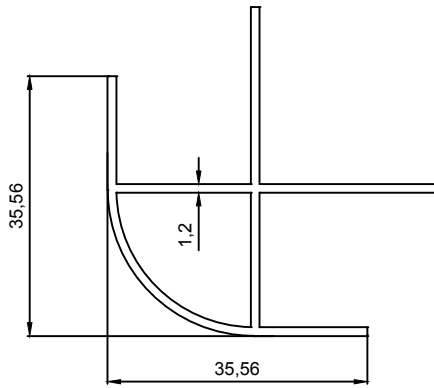
2908
0,075 kg/m



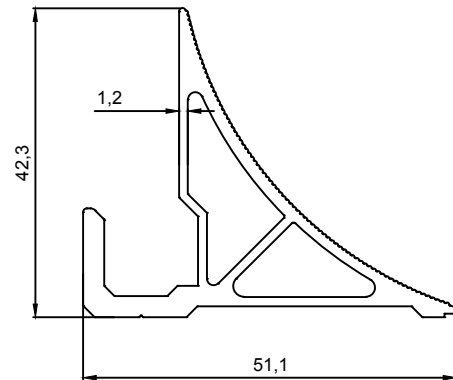
2909
0,363 Kg/m



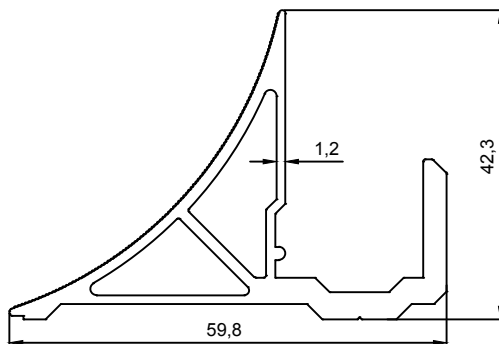
2910
0,151 Kg/m



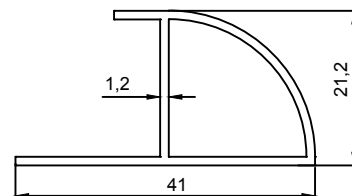
2911
0,478 Kg/m



2912
0,797 Kg/m

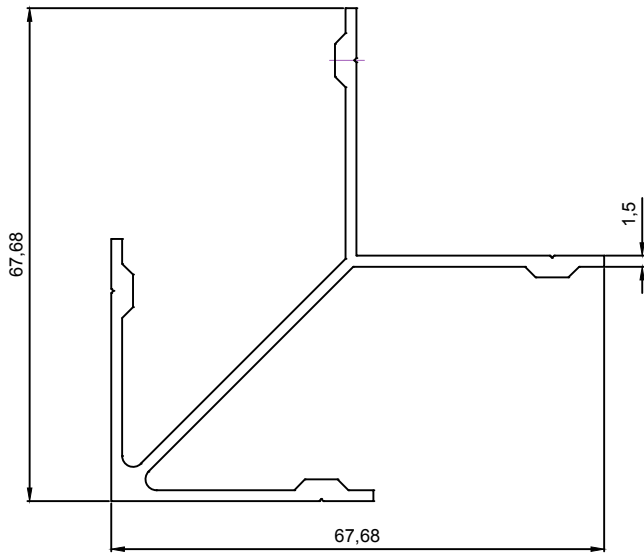


2913
0,932 Kg/m

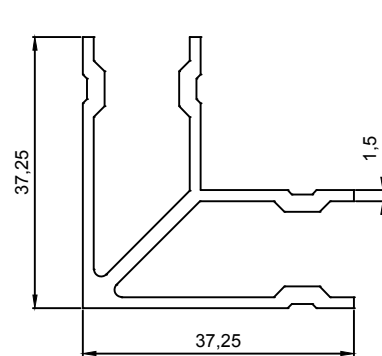


2914
0,316 Kg/m

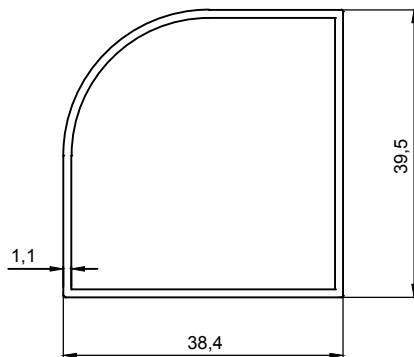
Regal Profile



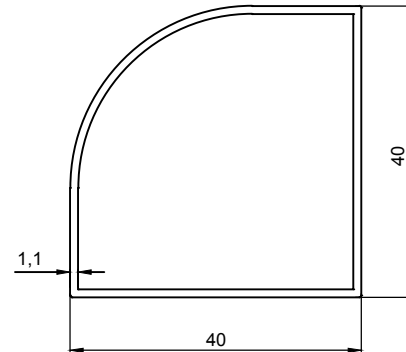
2915
0,854 Kg/m



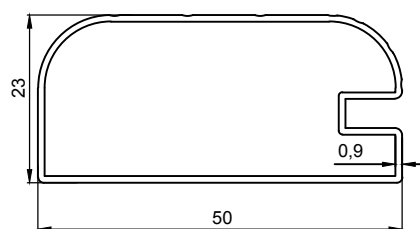
2916
0,661 Kg/m



2917
0,425 Kg/m

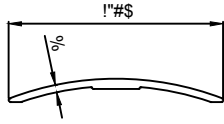


2918
0,434 Kg/m

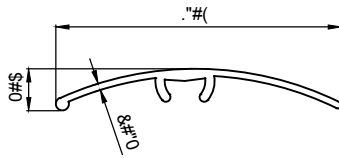


2919
0,360 Kg/m

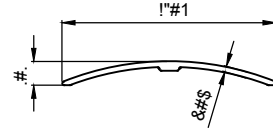
Teppich Parkett Profile



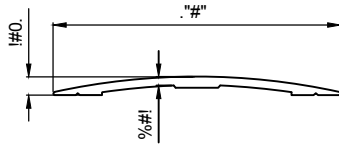
3100
&'&\$()*+,-



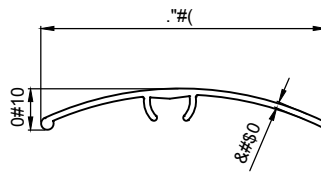
3101
&#%().\$)*+,-



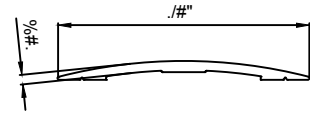
3102
&#&(\$)*+,-



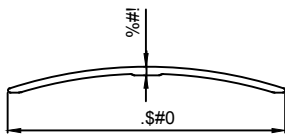
3103
&#%!1)*+,-



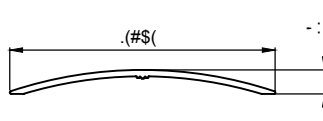
3104
&#%%"*)+,-



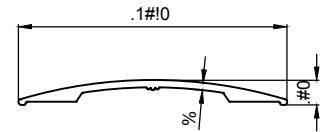
3105
&#%!0)*+,-




3106
&'%&()*+,-



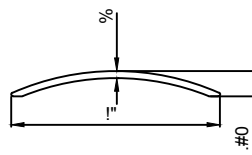
3107
&'&\$"*)+,-



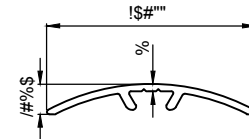
3108
&'%!!)*)+,-



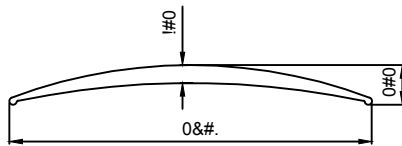
3109
&'%0&)*+,-



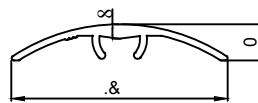
3101
34321/567,



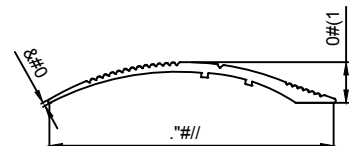
3111
343;9/567,



3112
&#!0()*)+,-

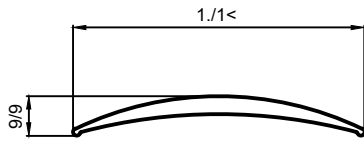


3113
34009/567,

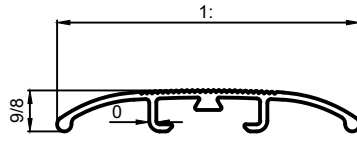


3114
&#%.()*)+,-

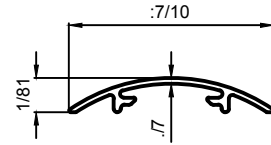
Teppich Parkett Profile



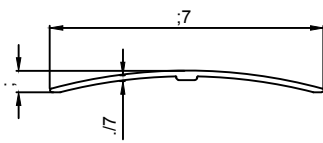
3115
./.:<3456,



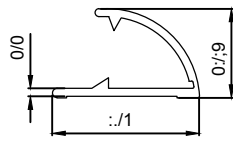
3116
./08.3456,



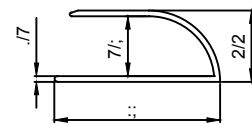
3117
./773456,



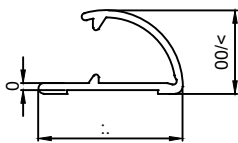
3118
./783456,



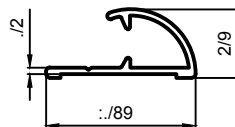
3119
./0:83456,



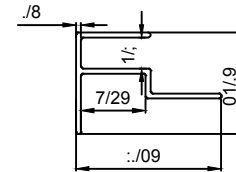
3120
./0.:3456,



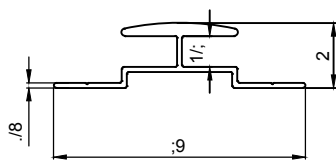
3121
./0073456,



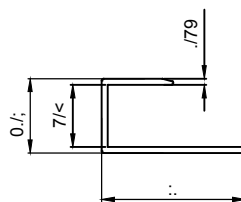
3122
./0.:3456,



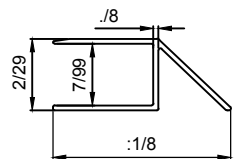
3123
./783456,



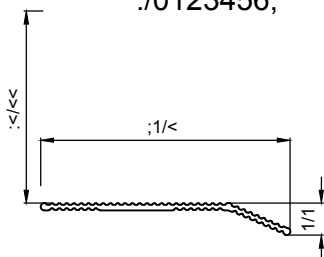
3124
./0123456,



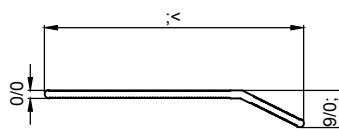
3125
./783456,



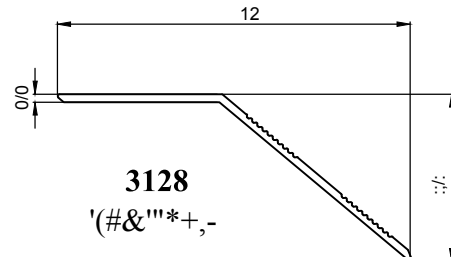
3126
./273456,



3127
./8;3456,

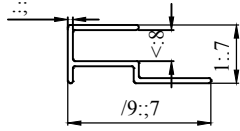


3127
'(#)'**+,-

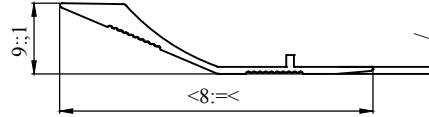


3128
'(#&''**+,-

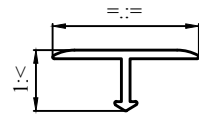
Teppich Parkett Profile



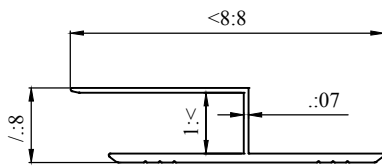
3129
.:;82345,



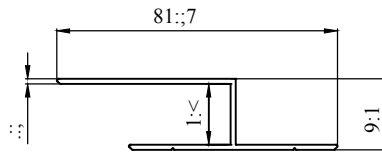
3130
."/012345,



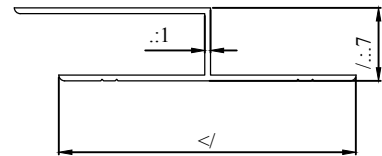
3131
.:.82345,



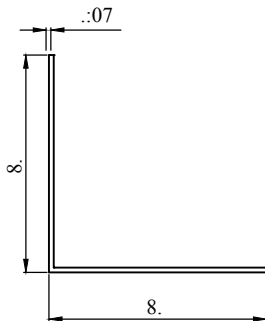
3132
.:/1/2345,



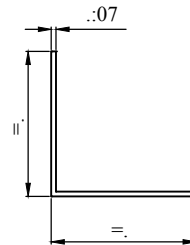
3133
.://02345,



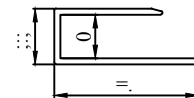
3134
.:/072345,



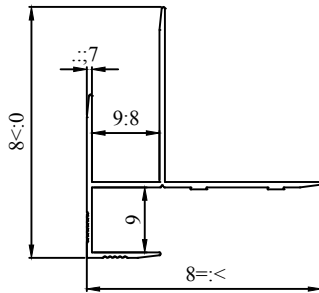
3135
!"#+&'()*



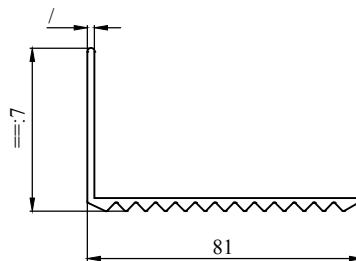
3136
!"+,&'()*



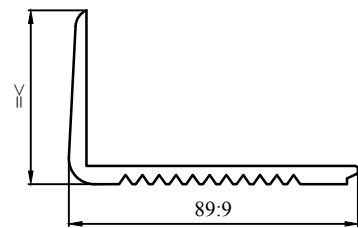
3137
!"!-%&'()*



3138
!"#\$%&'()*

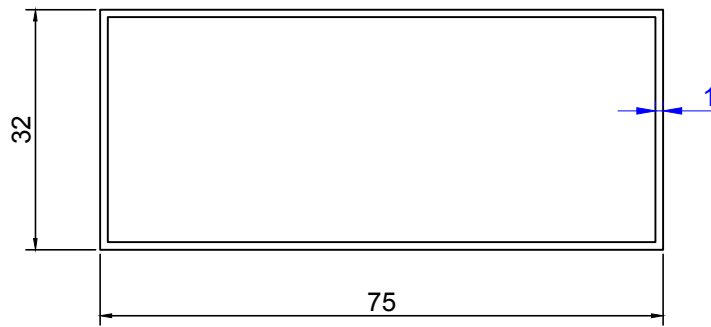


3139
.:;/92345,

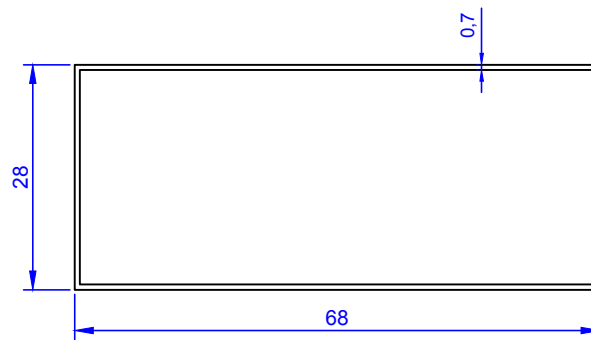


3140
.:8882345,

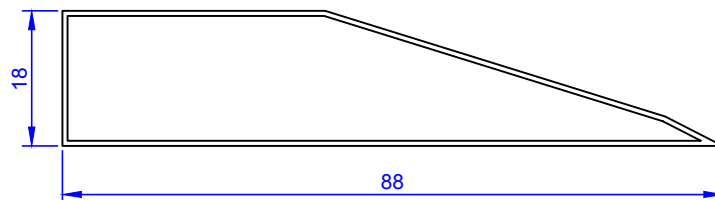
Kanten Profile



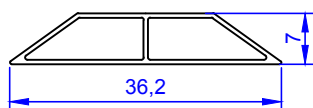
4000
0,569 kg/mt



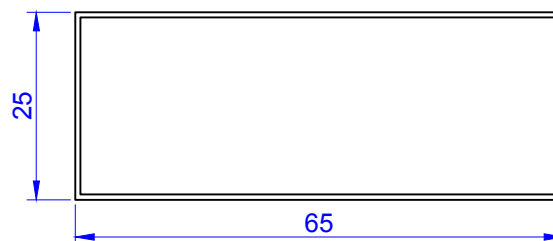
4001
0,390 kg/mt



4002
0,380 kg/mt

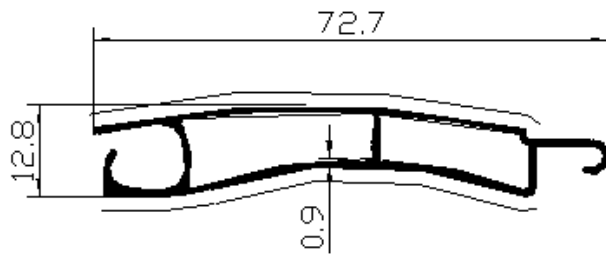


4003
0,140 kg/mt

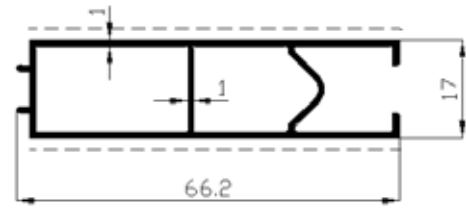


4004
0,380 kg/mt

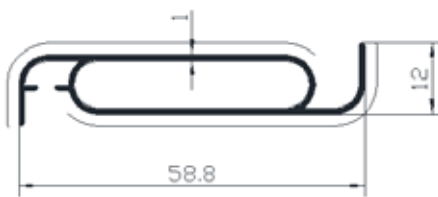
Jalousien Profile



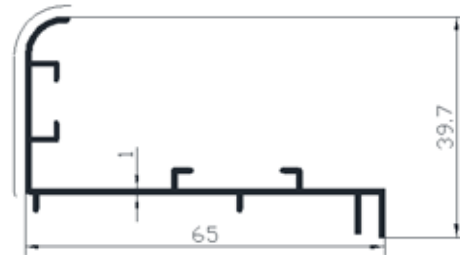
4500
0,436 kg/mt



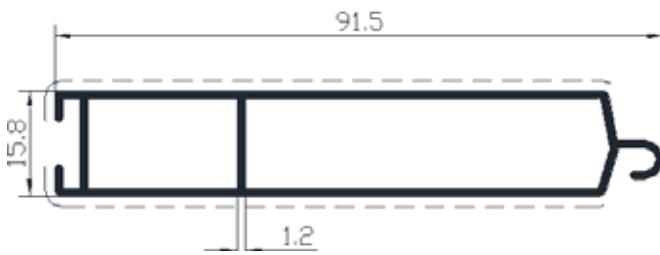
4501
0,518 kg/mt



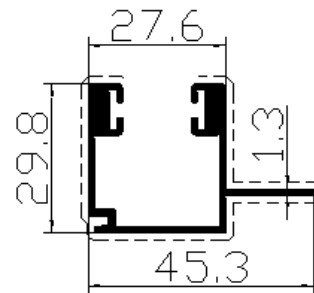
4502
0,355 kg/mt



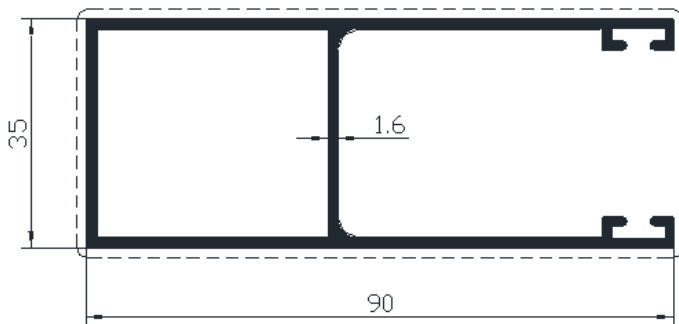
4503
0,407 kg/mt



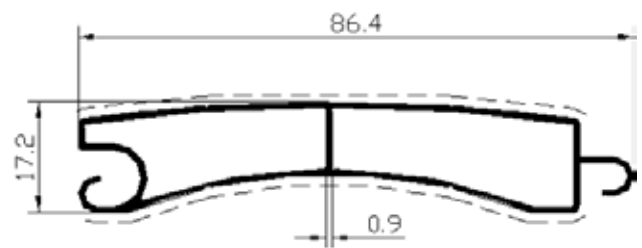
4504
0,73 kg/mt



4505
0,599 kg/mt

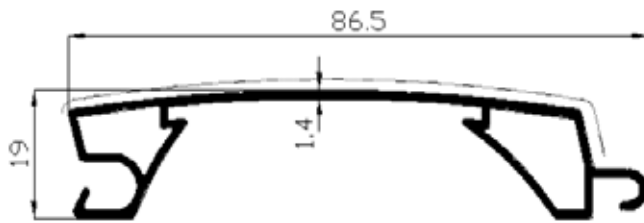


4506
1,146 kg/mt

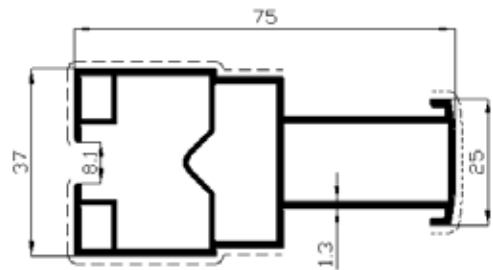


4507
0,539 kg/mt

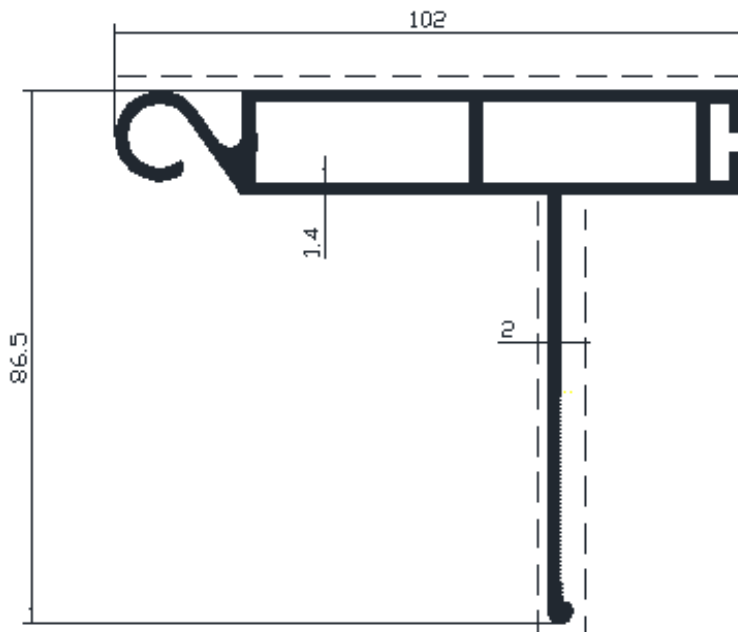
Jalousien Profile



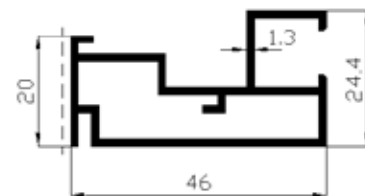
4508
0,910 kg/mt



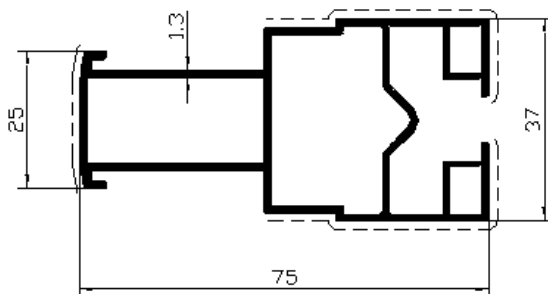
4509
1,014 kg/mt



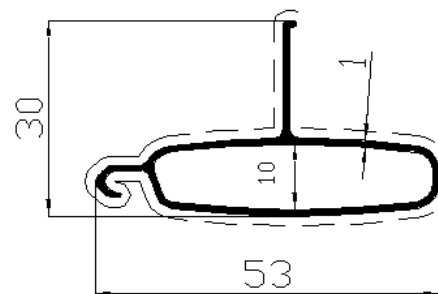
4510
1,547 kg/mt



4511
0,596 kg/mt

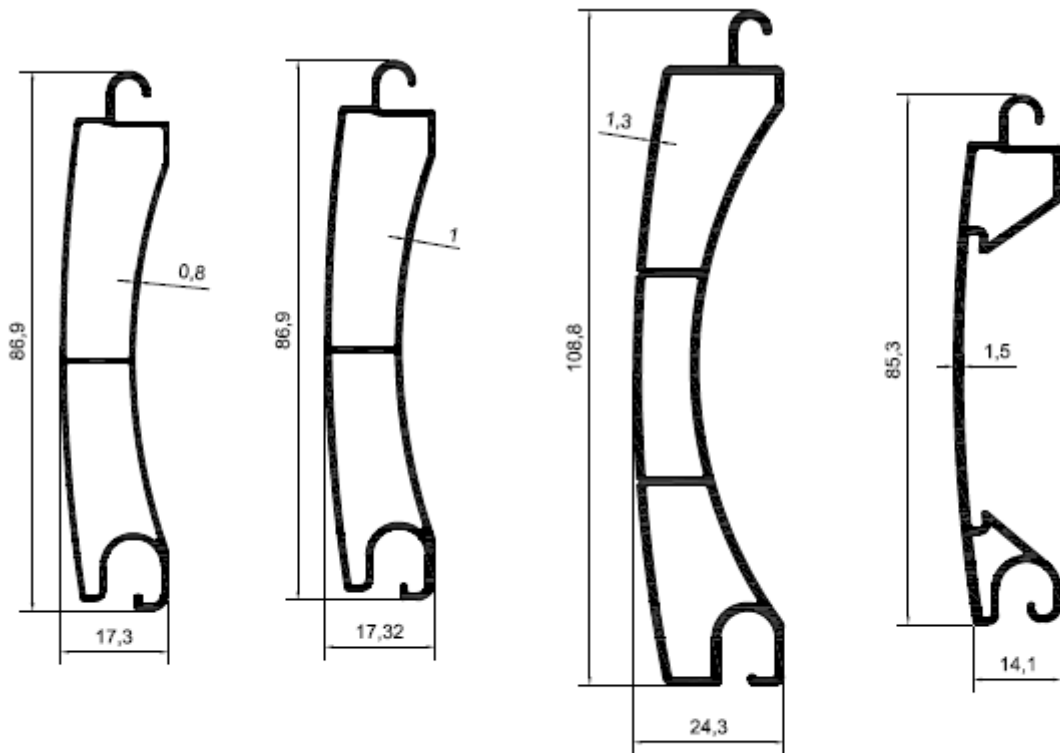


4512
1,065 kg/mt



4513
0,355 kg/mt

Jalousien Profile

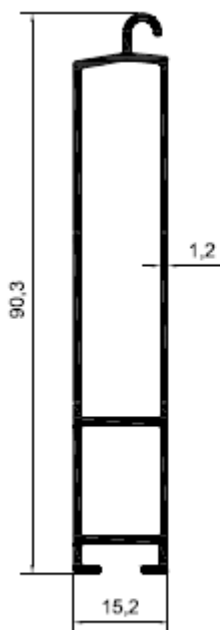


4514
0,506 kg/mt

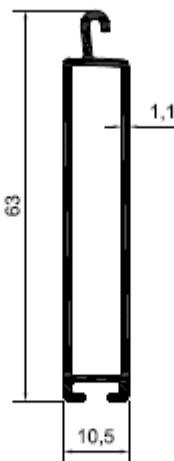
4515
0,630 kg/mt

4516
1,077 kg/mt

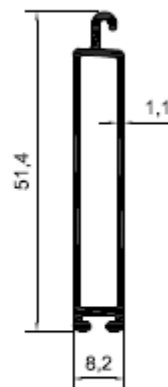
4517
0,634 kg/mt



4518
0,724 kg/mt

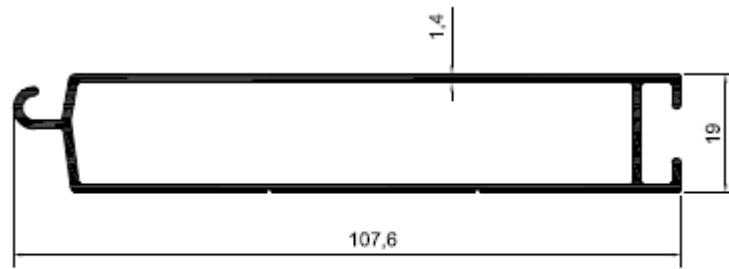


4519
0,434 kg/mt

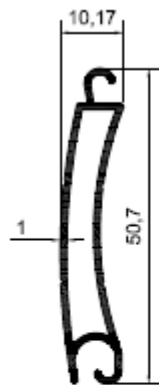


4520
0,347 kg/mt

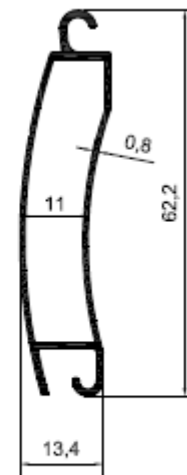
Jalousien Profile



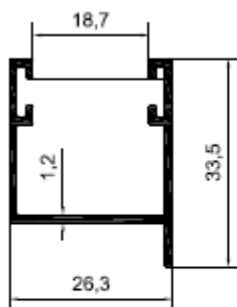
4521
0,949 kg/mt



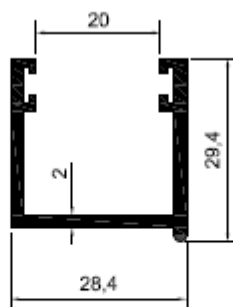
4522
0,313 kg/mt



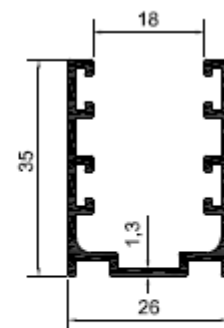
4523
0,358 kg/mt



4524
0,331 kg/mt

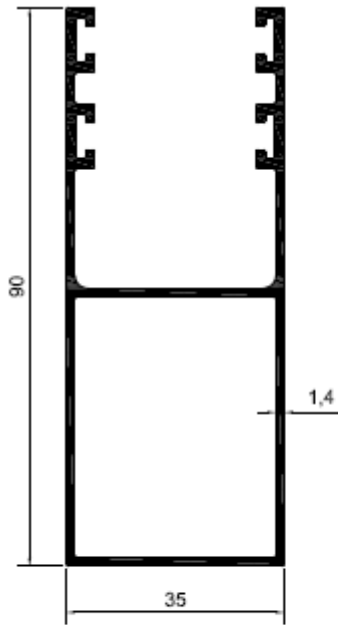


4525
0,480 kg/mt

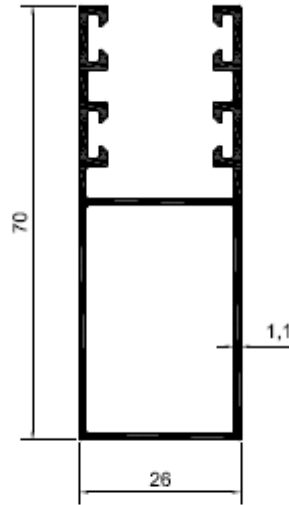


4526
0,466 kg/mt

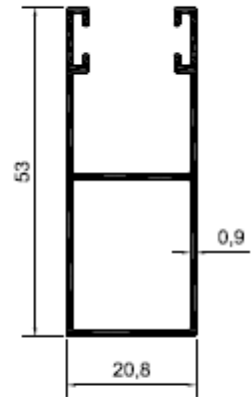
Jalousien Profile



4527
1,109 kg/mt

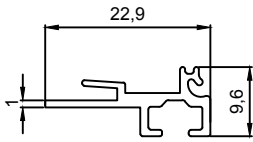


4528
0,724 kg/mt

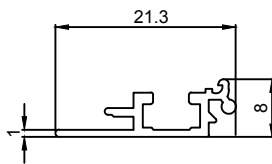


4529
0,399 kg/mt

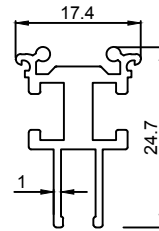
Werbe Profile



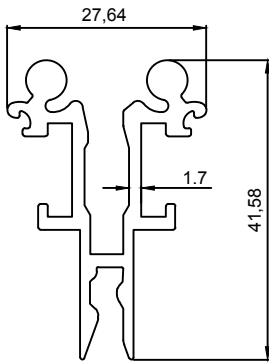
5000
0.148 Kg/m



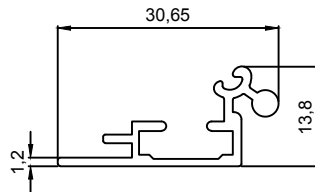
5001
0.143 Kg/m



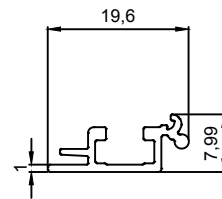
5002
0.330 Kg/m



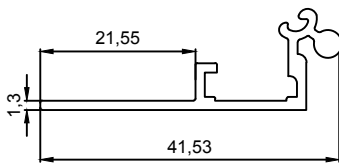
5003
0.688 Kg/m



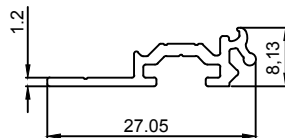
5004
0.224 Kg/m



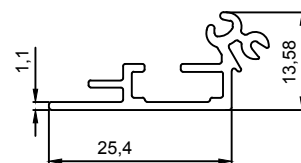
5005
0,119 Kg/m



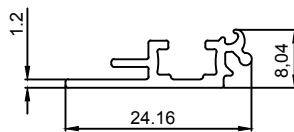
5006
0,263 Kg/m



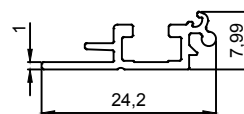
5007
147.0 Kg/m



5008
0.222 Kg/m

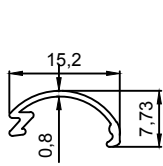


5009
142.0 Kg/m

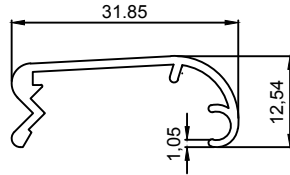


5010
0,138 Kg/m

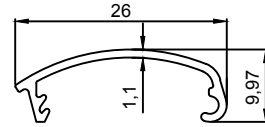
Werbe Profile



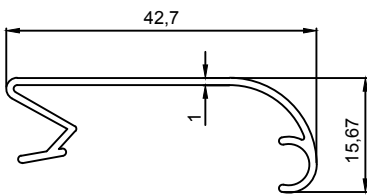
5011
0.062 Kg/m



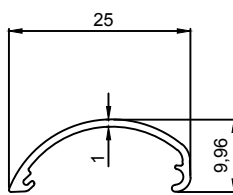
5012
0.208 Kg/m



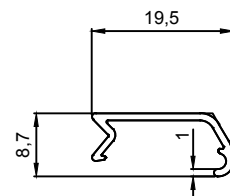
5013
0.105 Kg/m



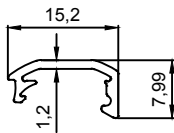
5014
0.217 Kg/m



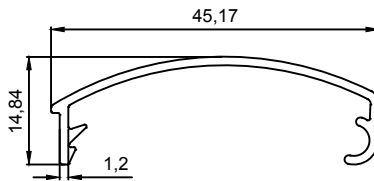
5015
0,103 Kg/m



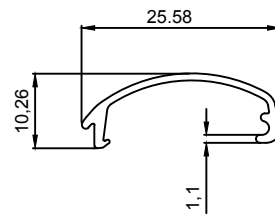
5016
0,089 Kg/m



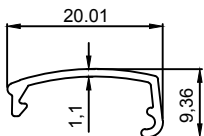
5017
0,084 Kg/m



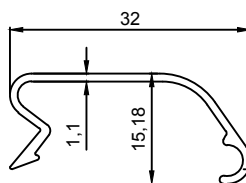
5018
0.233 Kg/m



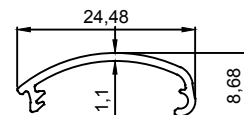
5019
0.108 Kg/m



5020
0.091 Kg/m

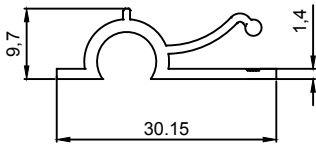


5021
0.157 Kg/m

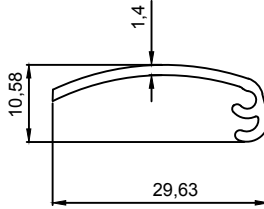


5022
0,103 Kg/m

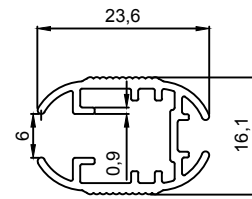
Werbe Profile



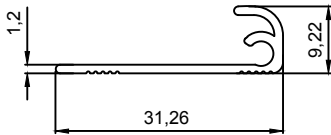
5023
0,221 Kg/m



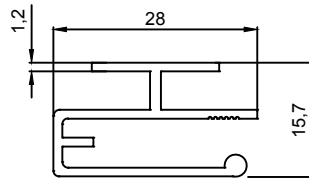
5024
0,154 Kg/m



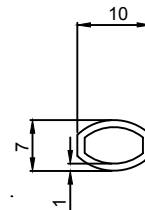
5025
0.245 Kg/m



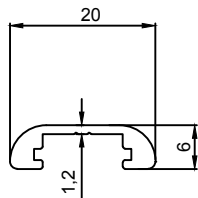
5026
0,151 Kg/m



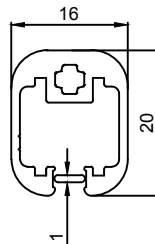
5027
0,300 Kg/m



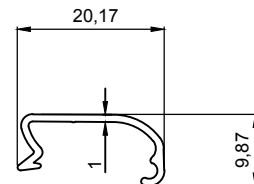
5028
0,068 Kg/m



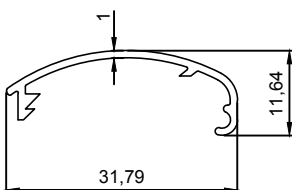
5029
0,140 Kg/m



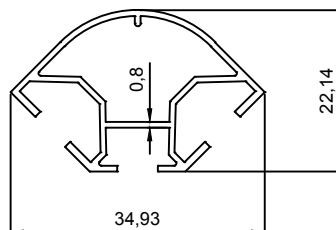
5030
0,352 Kg/m



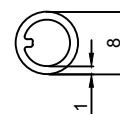
5031
0,102 Kg/m



5032
0,138 Kg/m

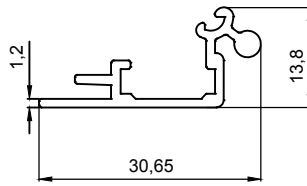


5033
0,263 Kg/m

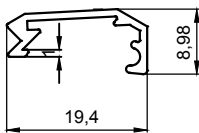


5034
0.066 Kg/m

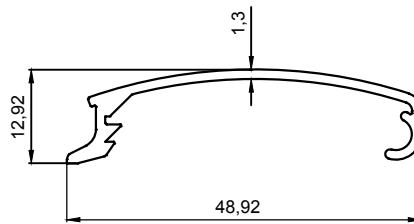
Werbe Profile



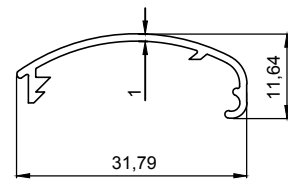
5035
0,224 Kg/m



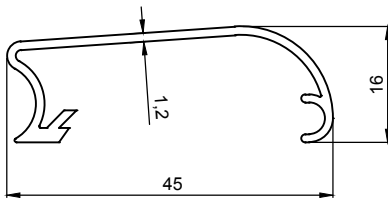
5036
0,108 Kg/m



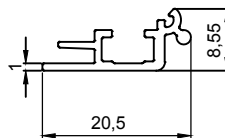
5037
0,275 Kg/m



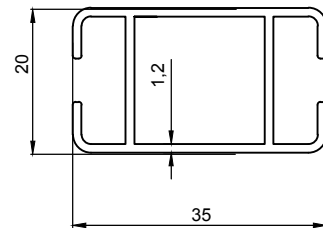
5038
0,138 Kg/m



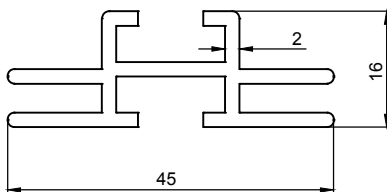
5039
0,273 Kg/m



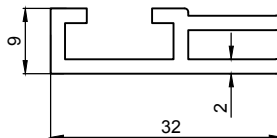
5040
0,121 Kg/m



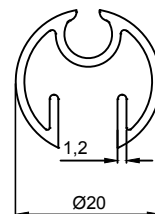
5041
0,405 Kg/m



5042
0,594 Kg/m

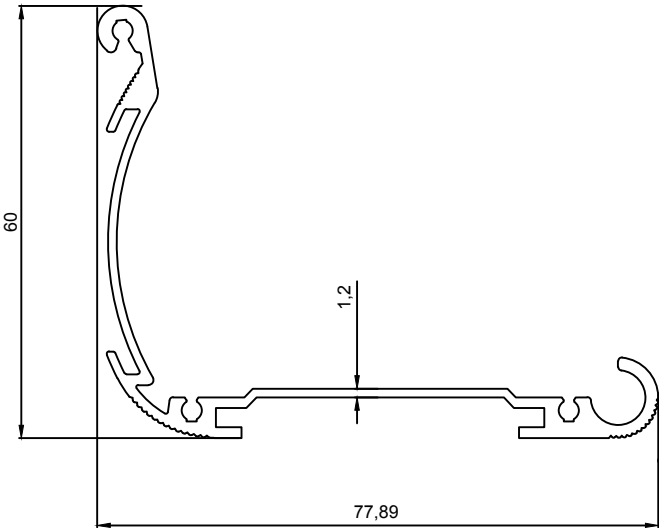


5043
0,348 Kg/m

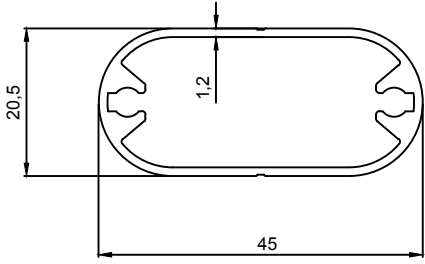


5044
0,241 Kg/m

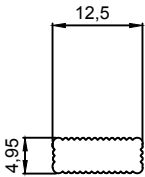
Werbe Profile



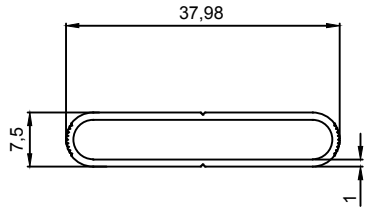
5045
0,778 Kg/m



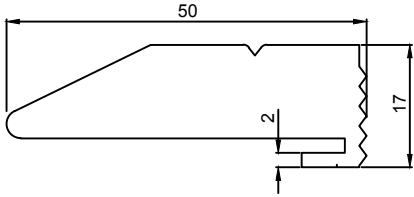
5046
0,490 Kg/m



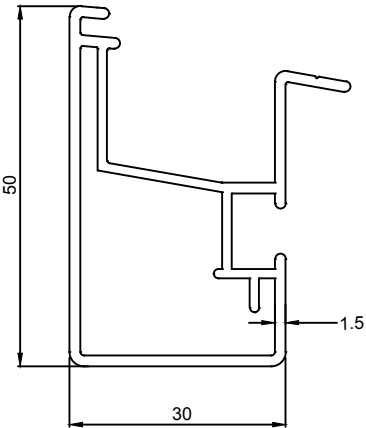
5047
0.157 Kg/m



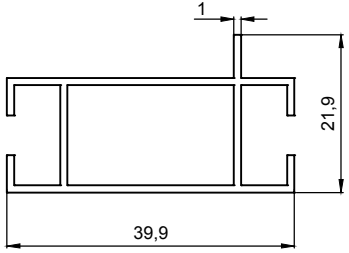
5048
0,216 Kg/m



5049
1.525 Kg/m

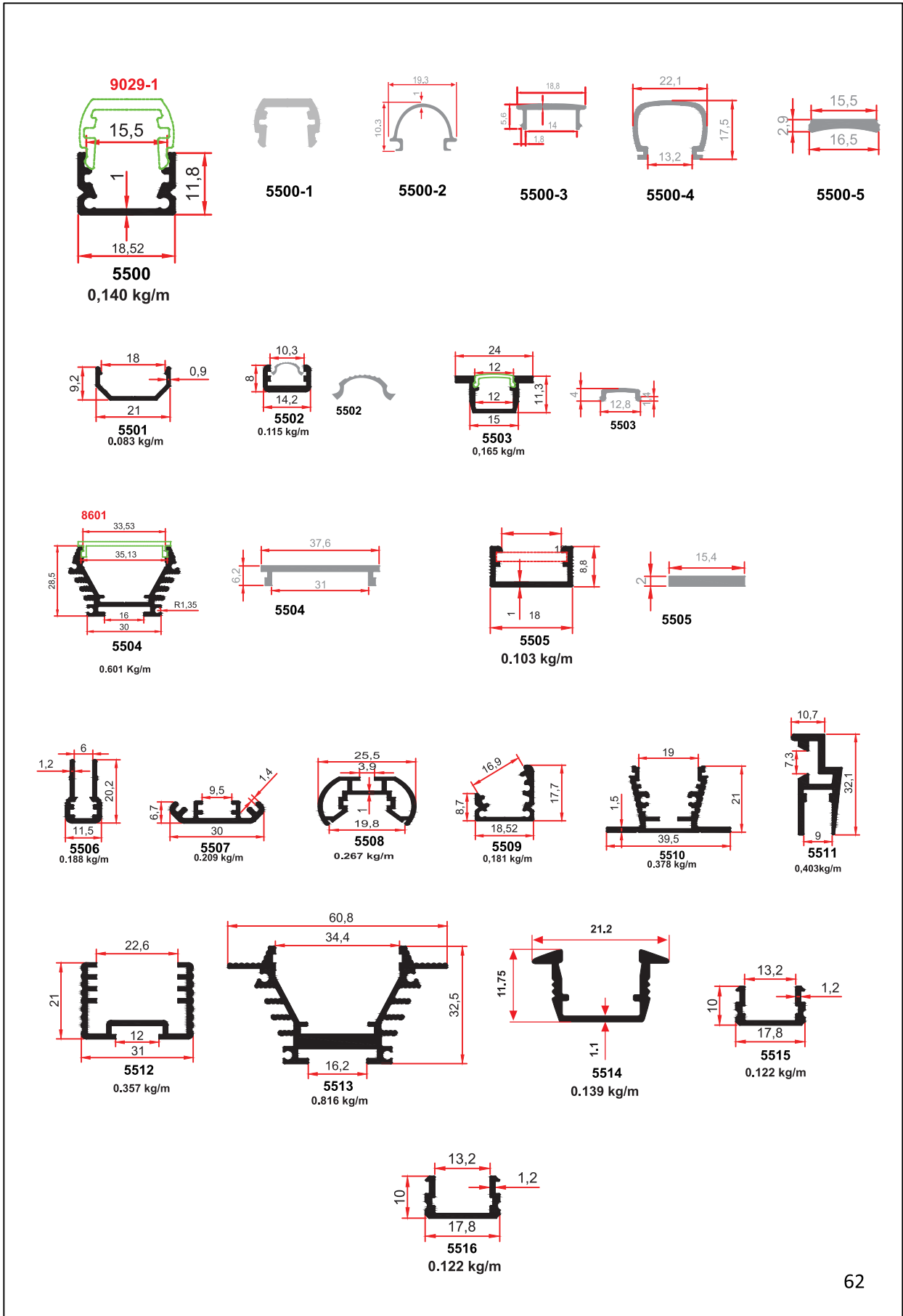


5050
0,751 Kg/m

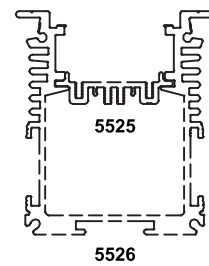
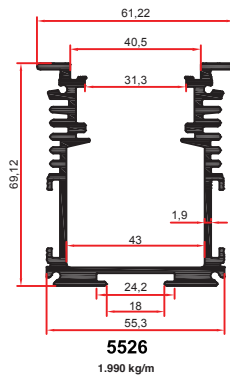
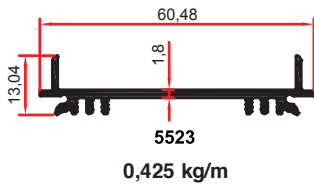
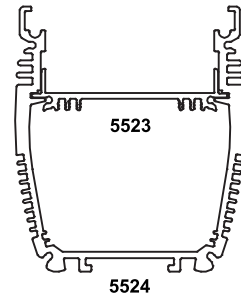
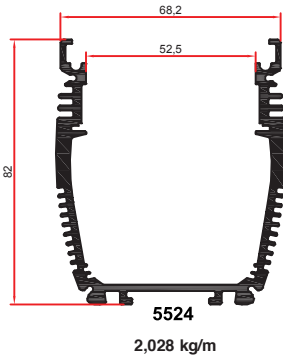
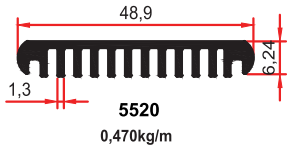
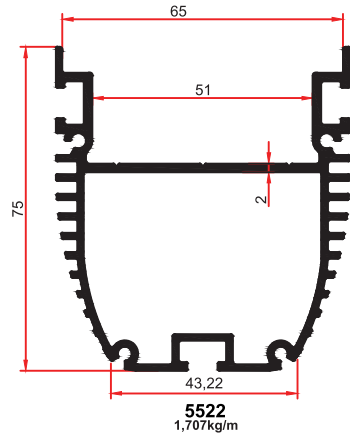
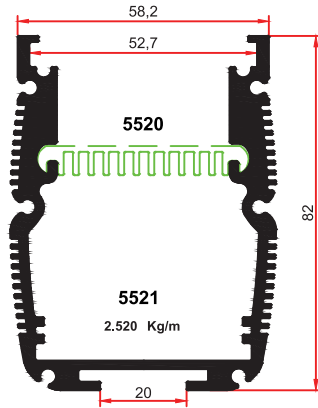
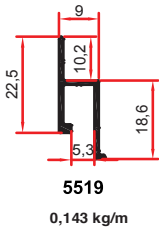
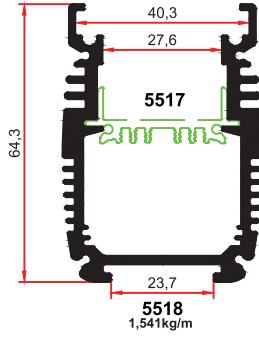
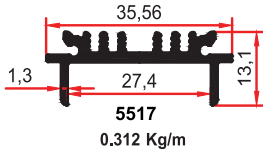


5051
0,354 Kg/m

Led Profile



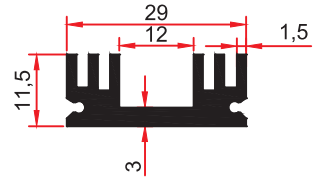
Led Profile



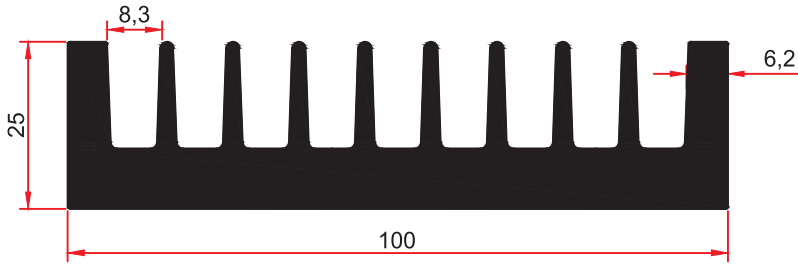
Led Profile



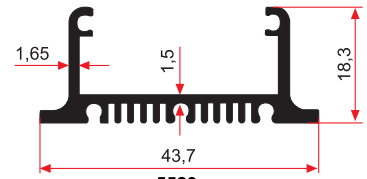
5527
2.940 kg/mt



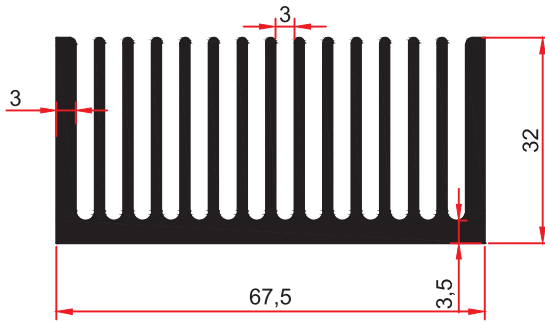
5528
0.476kg/m



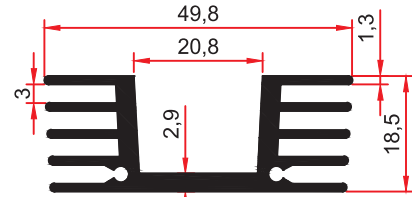
5530
3.831kg/m



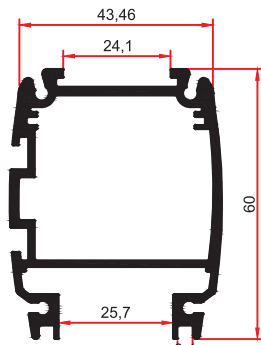
5529
0.488 kg/mt



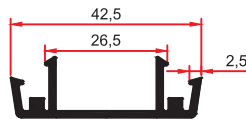
5531
2.627kg/m



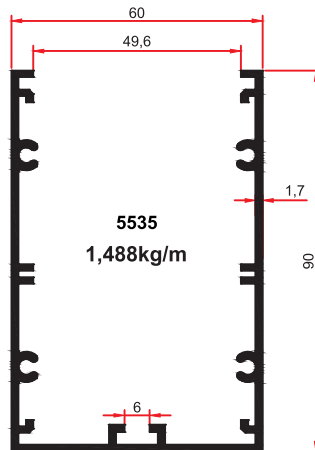
5532
0,848 kg/m



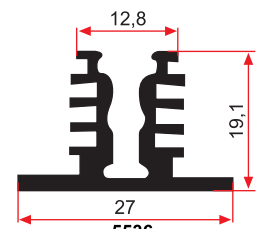
5533
1,343 kg/m



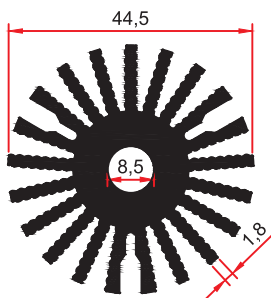
5534 PLS



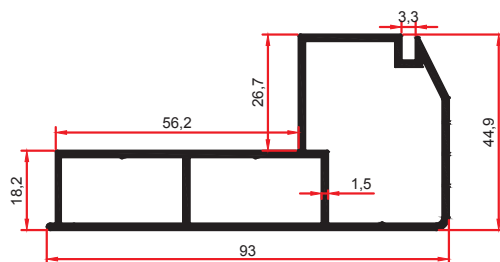
5535
1,488kg/m



5536
0.430 kg/m

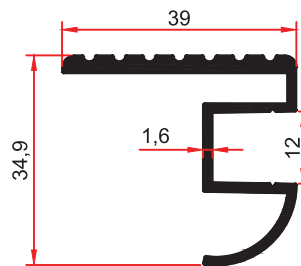
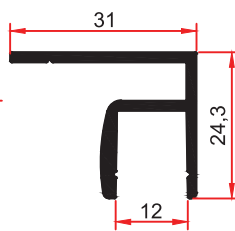
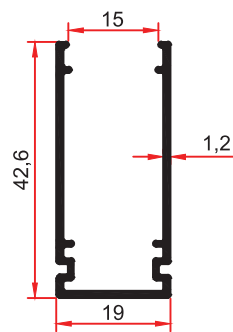
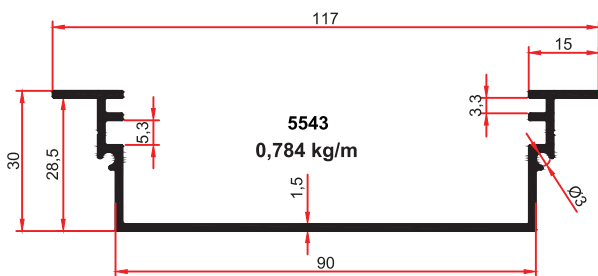
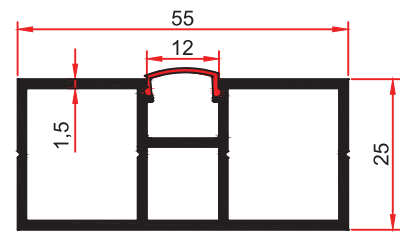
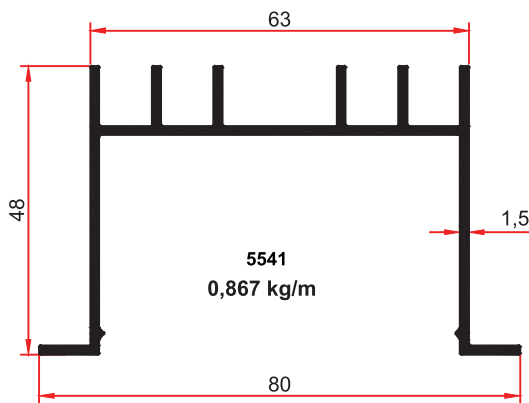
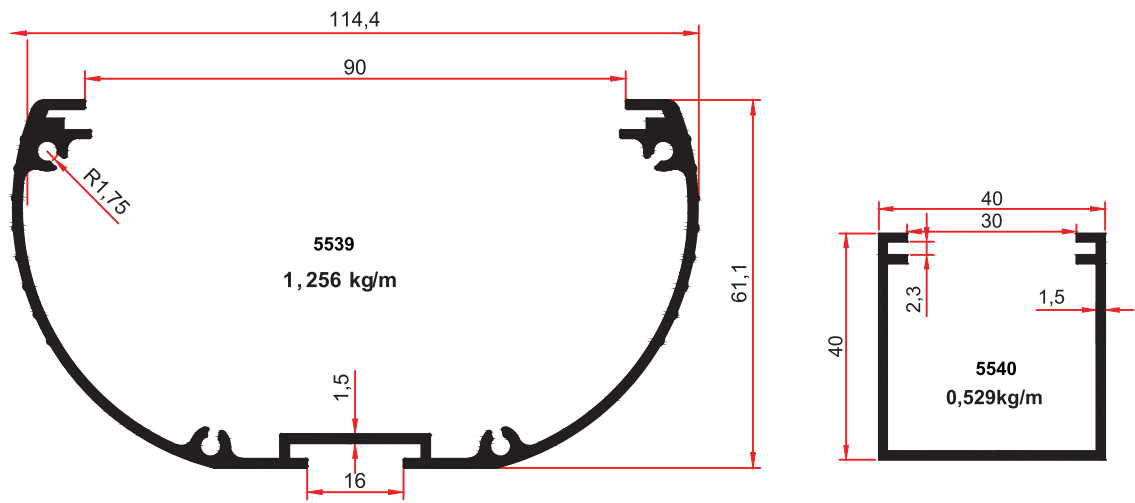


5538
2.114kg/m

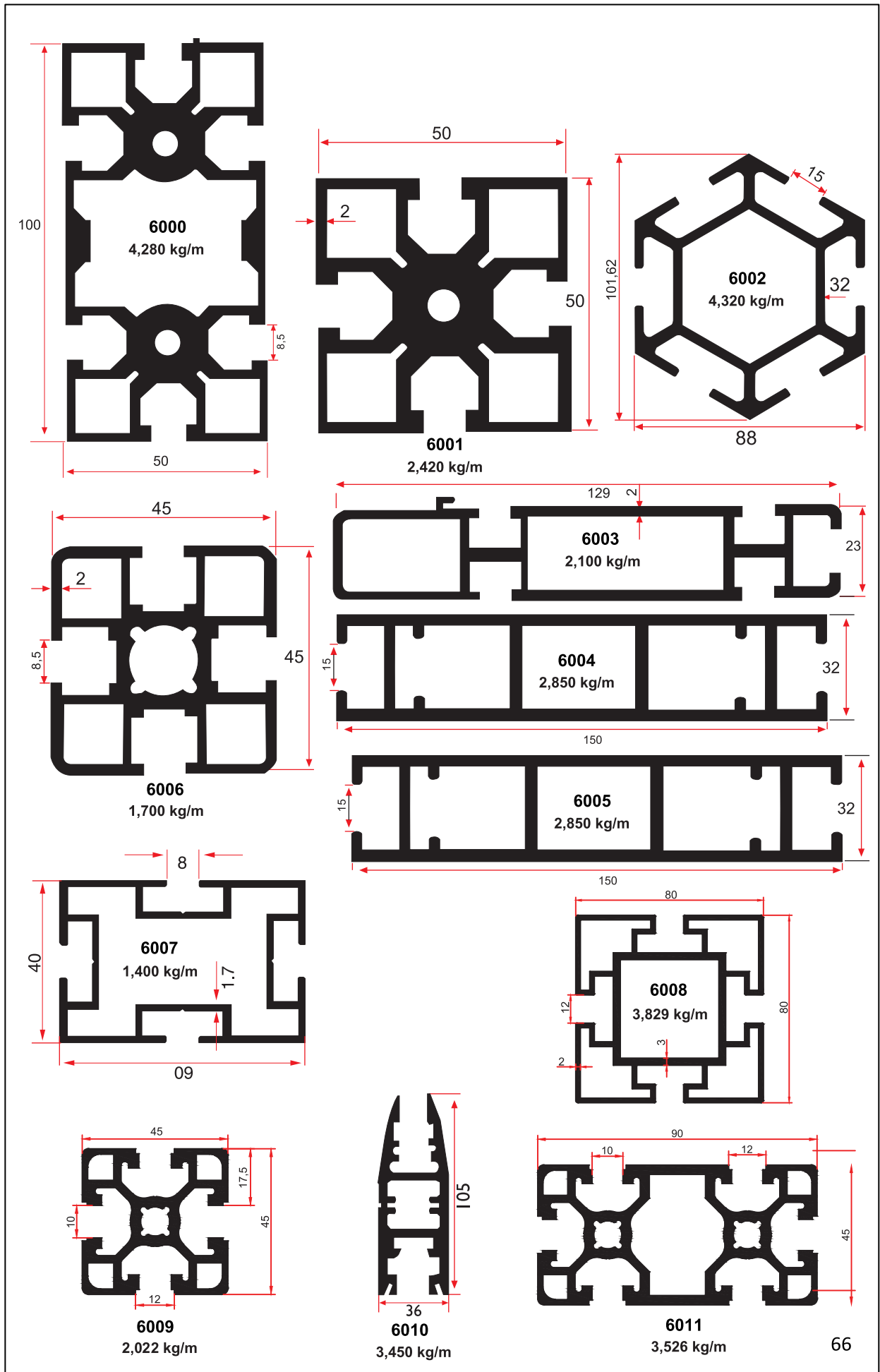


5537
1,228 kg/m

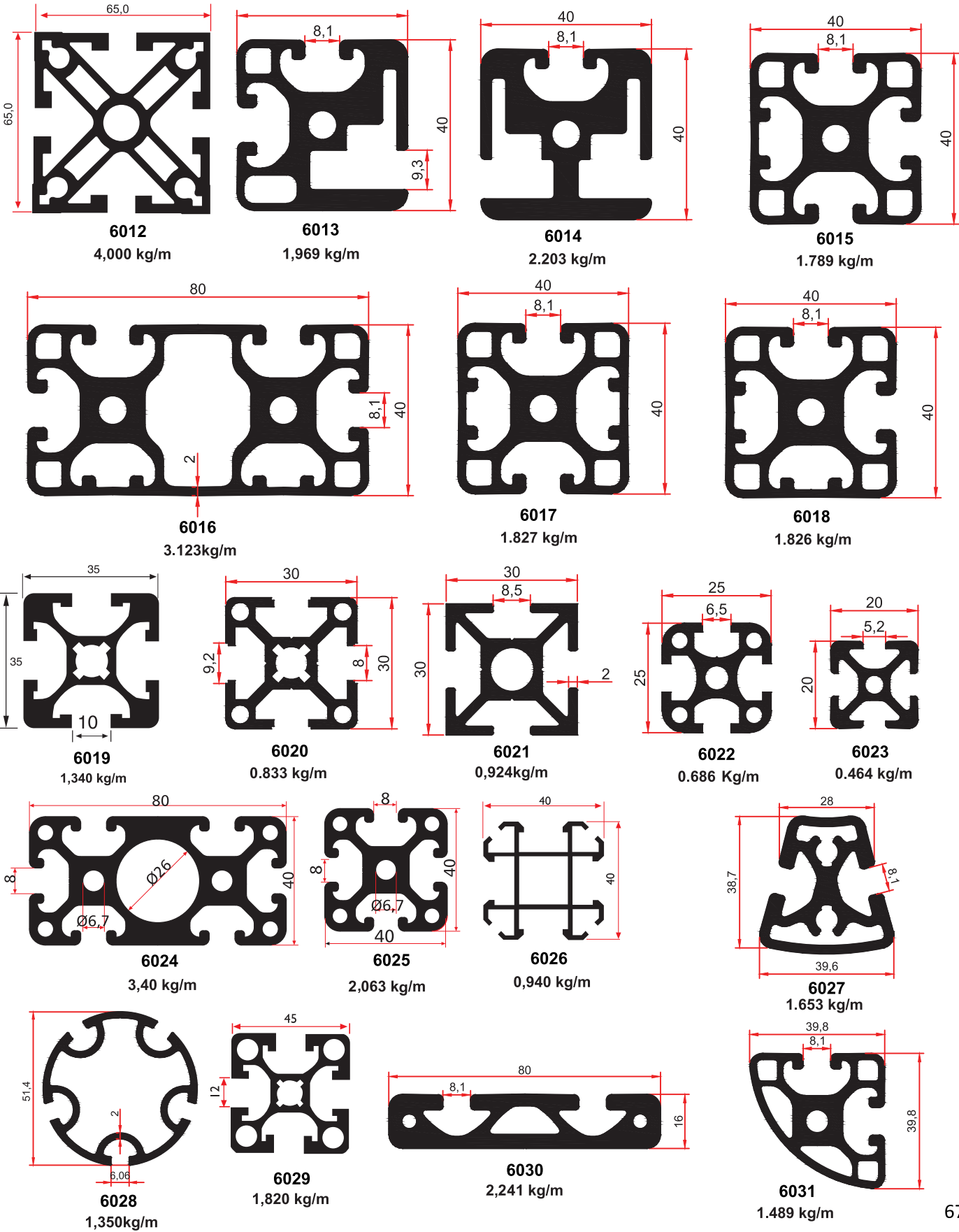
Led Profile



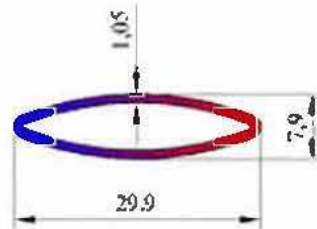
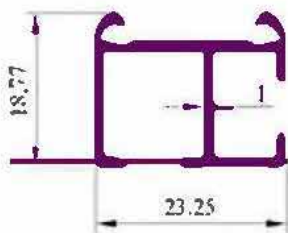
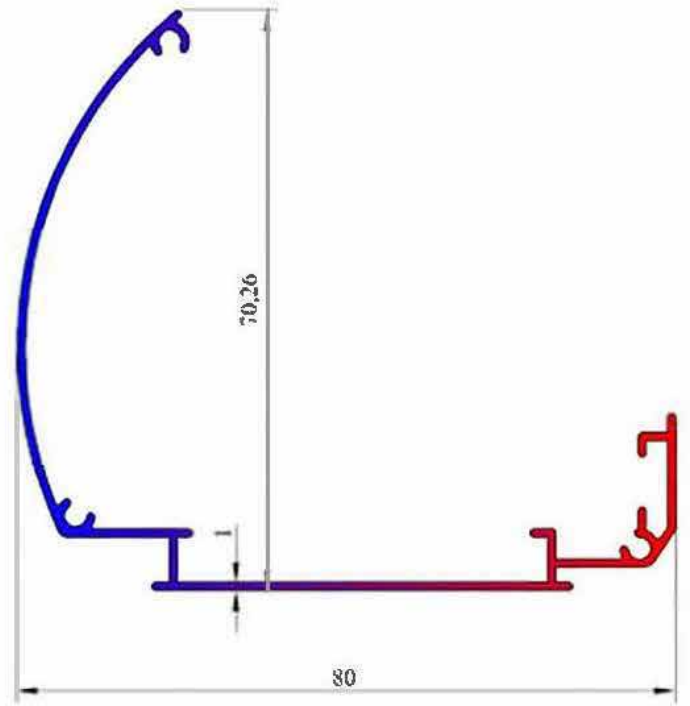
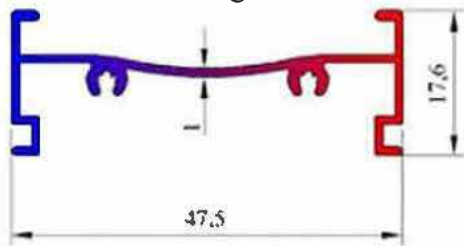

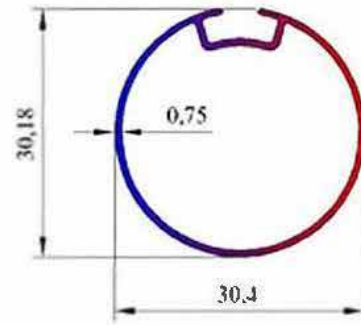
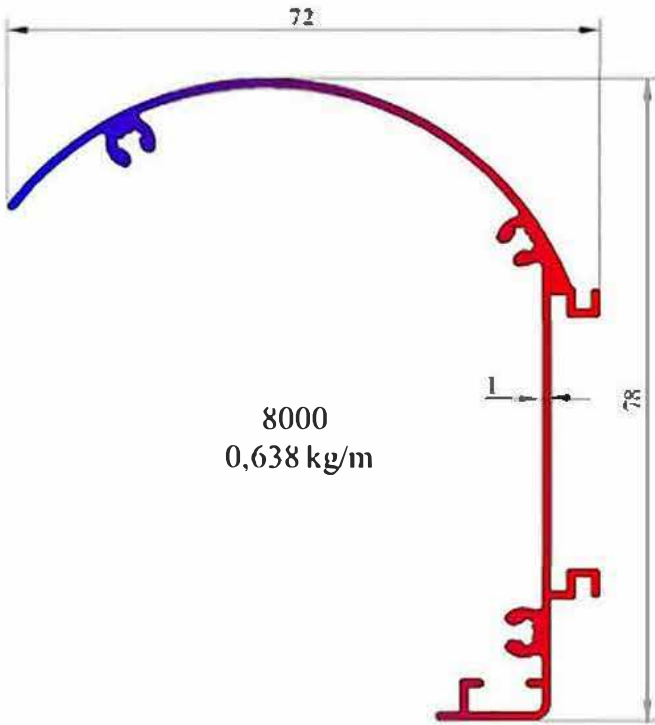
Sigma Profile




Sigma Profile



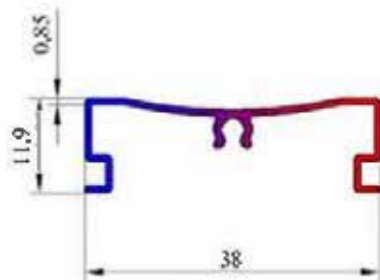
Vorhang Profile



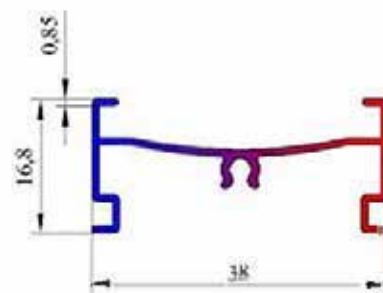
Vorhang Profile



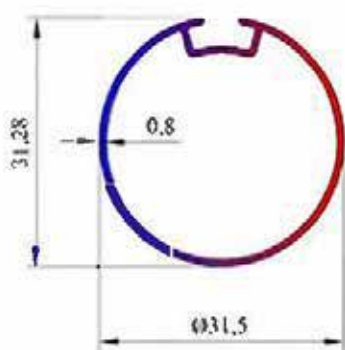
8009
0,303 kg/m



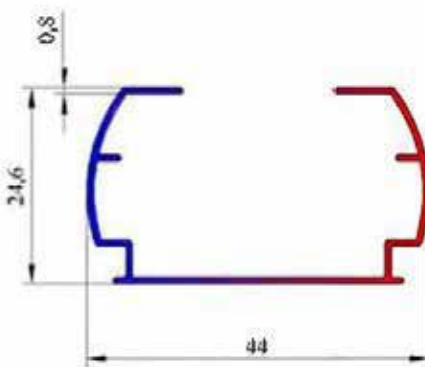
8010
0,189 kg/m



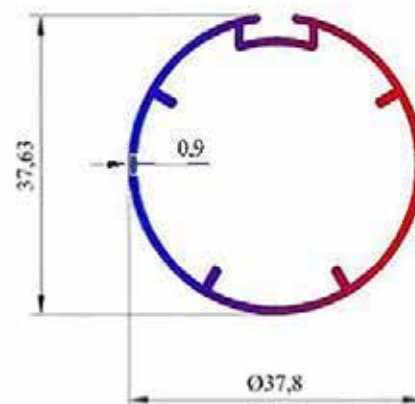
8011
0,222 kg/m



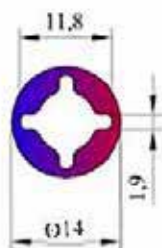
8012
0,230 kg/m



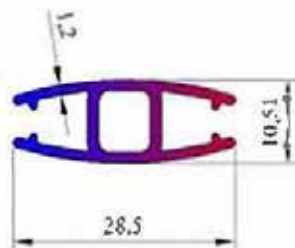
8013
0,250 kg/m



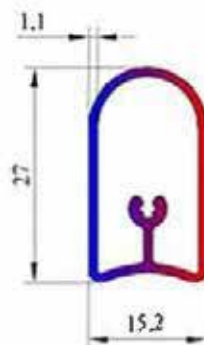
8014
0,347 kg/m



8015
0,246 kg/m

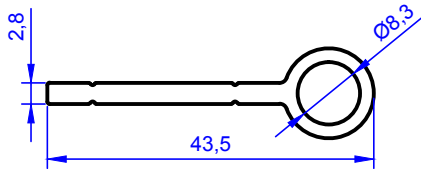


8016
0,263 kg/m

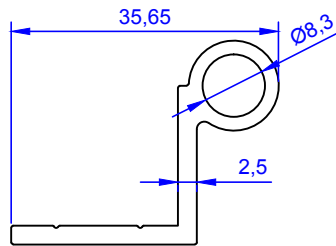


8017
0,266 kg/m

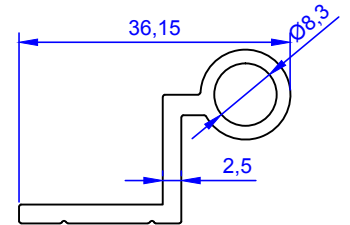
Fliesen Profile



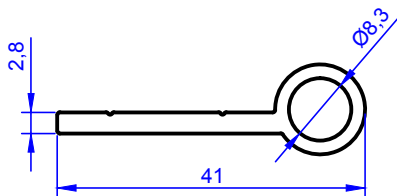
9000
0,398 kg/mt



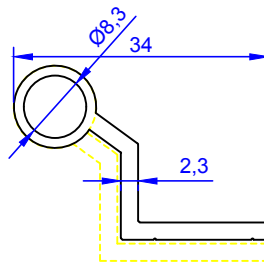
9001
0,448 kg/mt



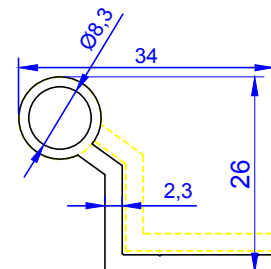
9002
0,425 kg/mt



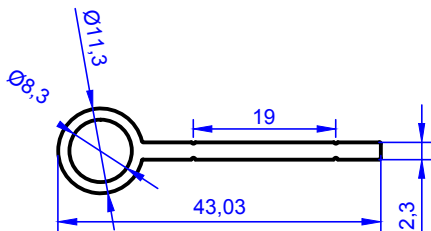
9003
0,381 kg/mt



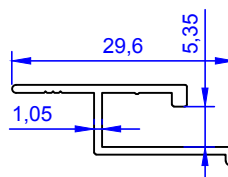
9004
0,332 kg/mt



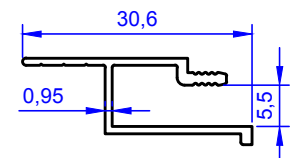
9005
0,350 kg/mt



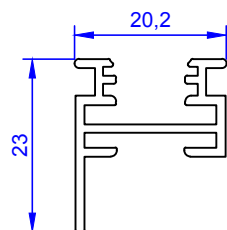
9006
0,322 kg/mt



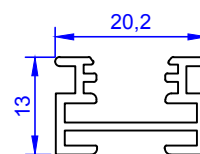
9007
0,154 kg/mt



9008
0,163 kg/mt

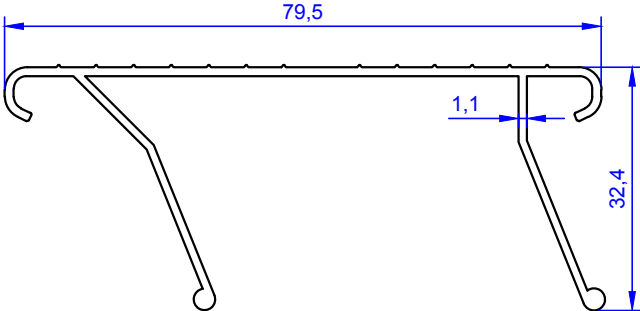


9009
0,255 kg/mt

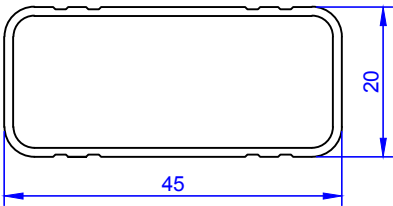


9010
0,223 kg/mt

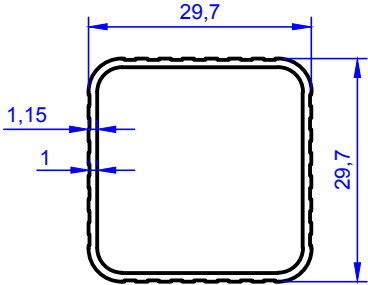
Fliesen Profile



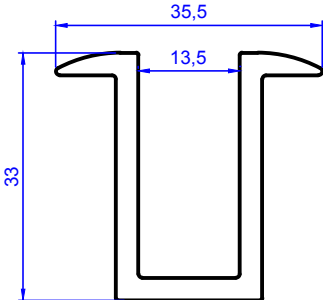
9011
0,528 kg/mt



9012
0,376 kg/mt

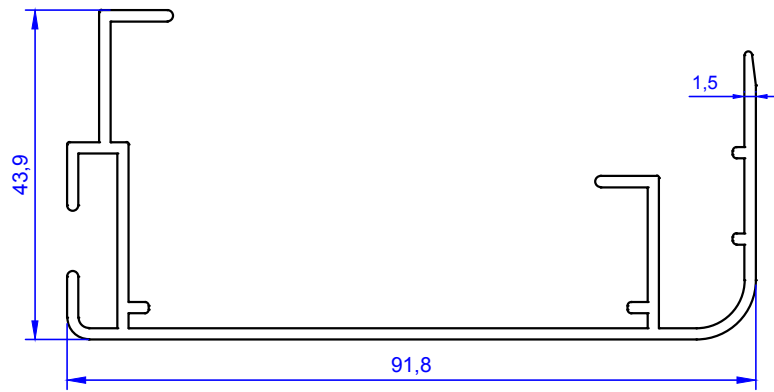


9013
0,317 kg/mt

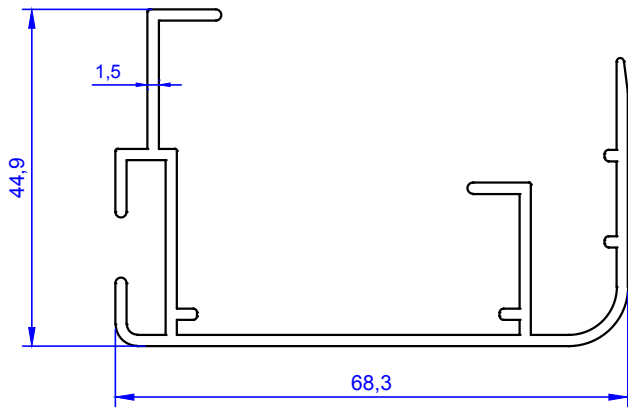


9014
0,743 kg/mt

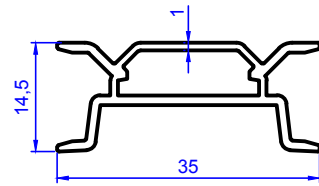
Fliesen Profile



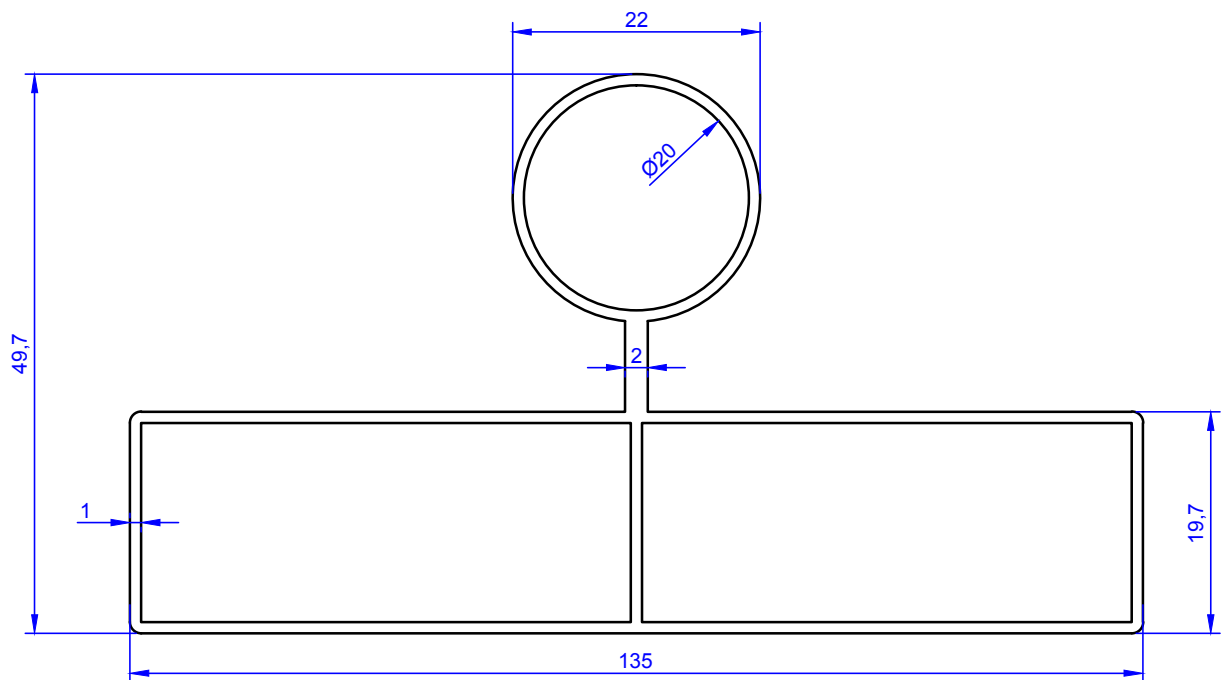
9015
0,940 kg/mt



9016
0,849 kg/mt



9017
0,209 kg/mt



9018
0,851 kg/mt